

[www.vicoustic.com](http://www.vicoustic.com)

# BUILDING & CONSTRUCTION

Catalog

Vicoustic's Building & Construction Line provides you a variety of Products and prime materials specially designed for the noise reduction of large public areas like Airports, Schools, Restaurants.

Acoustic Panels  
Continuous Ceiling Systems  
Metallic Ceiling Systems

Acoustic Foam  
Insulation Blankets  
Anti-Vibratics

Acoustic Doors  
Insulation Solutions  
Product Instructions





1.

# Acoustic Panels

In Vicoustic's Building & Construction Line you can find a variety of products specially designed for large public areas like Airports, Schools, Restaurants.

ACOUSTIC PANELS / CONTINUOUS CEILING SYSTEMS / METALIC CEILINGS

# Cinema Round

**Cinema Round Premium** panels provide flexible and elegant solutions for sound control across a multitude of applications. Combining modern design with maximum acoustic efficiency, the fabric-covered **Cinema Round Premium** panel is commonly used to control sound reflections and excess reverberation, helping you maximize the performance of your listening space.


**Cinema Round Premium** performs mainly on medium-low to high frequencies. It has been proved as one of the most stable panels with a very high and linear absorption coefficient.



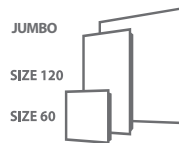
## Available Products:

- Cinema Round 60.7 Premium
- Cinema Round 60.7 Tech Premium
- Cinema Round 120.7 Premium
- Cinema Round 120.7 Tech Premium
- Cinema Round Jumbo Premium

## Available Colors



## Available Sizes



## TECHNICAL DETAILS



| Design



| Materials



| Dimensions



| Installation



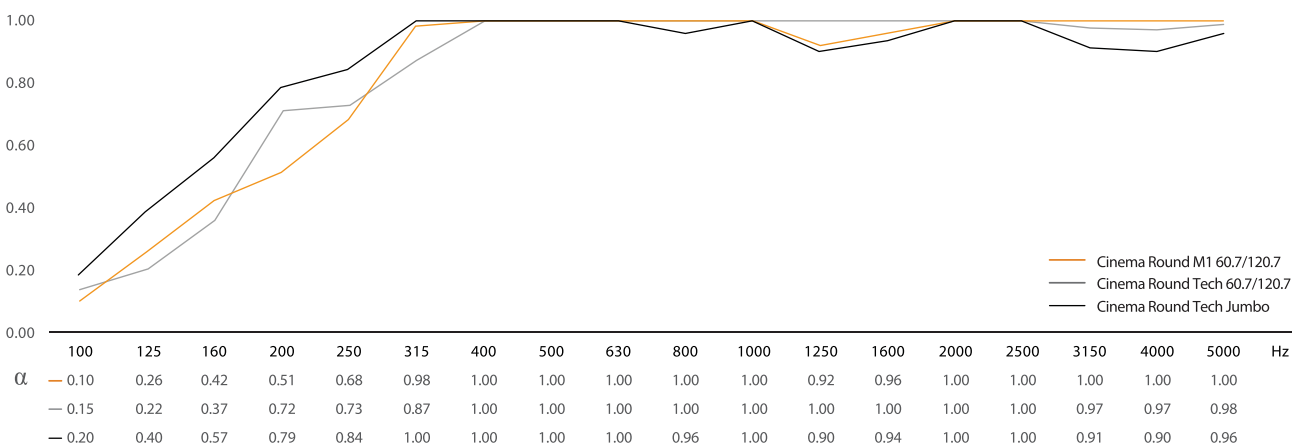
| Fire Rating



| Function


Product	Design	Materials	Dimensions	Installation	Fire Rating	Function
Cinema Round 60.7 Premium	• 8 Fabric Colors • 2 Foam Type	• Fabric • Foam (M1/Tech) • Metal Frame	• 600 x 600 x 75 mm • 23.62" x 23.62" x 2.95"	• Flexi Glue	• M1) Euro Class F / US Class N/A • Tech) Euro Class E / US Class A	• Absorption
Cinema Round 120.7 Premium	• 8 Fabric Colors • 2 Foam Type	• Fabric • Foam (M1/Tech) • Metal Frame	• 1200 x 600 x 75 mm • 47.24" x 23.62" x 2.95"	• Flexi Glue	• M1) Euro Class F / US Class N/A • Tech) Euro Class E / US Class A	• Absorption
Cinema Round Jumbo Premium	• 8 Fabric Colors • 1 Foam Type	• Fabric • Foam (Tech) • Metal Frame	• 1200 x 1200 x 117 mm • 47.24" x 47.24" x 4.60"	• Flexi Glue	• Tech) Euro Class E / US Class A	• Absorption

## PERFORMANCE



# Cinema Square

**Cinema Square** combines acoustic efficiency with elegant appearance. The panel's wood frame is packed with optimum density acoustic foam and covered in fabric. A choice of colours is available to match room interiors. Designed to perform mainly on medium and high frequencies, **Cinema Square** is a cost-effective solution for both ceilings and walls (where it can also be used to good effect in improving low frequencies). It's M1 (European) fire rating makes it highly suitable for use in a variety of public spaces. **Cinema Square Tech MD** version is made of melamine resin foam and the wood structure is in fire retardant MDF to allow the best possible fire rating.




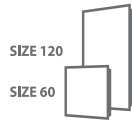
### Available Products:

- Cinema Square 60.4
- Cinema Square 60.4 Tech
- Cinema Square 60.4 Tech MD
- Cinema Square 120.4 Tech MD
- Cinema Square 60.4 Tech MD US
- Cinema Square 120.4 Tech MD US

### Available Colors



### Available Sizes



## TECHNICAL DETAILS



| Design



| Materials



| Dimensions



| Installation



| Fire Rating

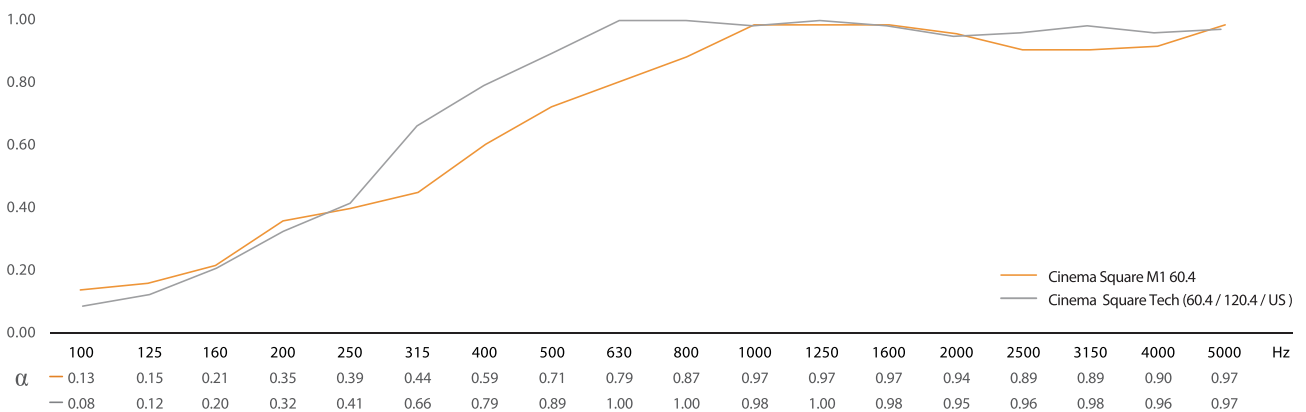


| Function

Product	Design	Materials	Dimensions	Installation	Fire Rating	Function
Cinema Square 60.4	<ul style="list-style-type: none"> <li>• 8 fabric colors</li> <li>• 2 Foam Type</li> <li>• Removable fabric</li> </ul>	<ul style="list-style-type: none"> <li>• Fabric</li> <li>• Foam (M1/Tech)</li> <li>• Wood (MDF)</li> </ul>	<ul style="list-style-type: none"> <li>• 595 x 595 x 40 mm</li> <li>• 23.42" x 23.42" x 1.57"</li> </ul>	<ul style="list-style-type: none"> <li>• Flexi Glue</li> </ul>	<ul style="list-style-type: none"> <li>• M1) Euro Class F / US Class C</li> <li>• Tech) Euro Class E / US Class N/A</li> </ul>	<ul style="list-style-type: none"> <li>• Absorption</li> </ul>
Cinema Square 60.4 Tech MD	<ul style="list-style-type: none"> <li>• 8 fabric colors</li> <li>• 1 Foam Type</li> <li>• Removable fabric</li> </ul>	<ul style="list-style-type: none"> <li>• Fabric</li> <li>• Foam (Tech)</li> <li>• Wood (Melamine)</li> </ul>	<ul style="list-style-type: none"> <li>• 595 x 595 x 40 mm</li> <li>• 23.42" x 23.42" x 1.57"</li> </ul>	<ul style="list-style-type: none"> <li>• Flexi Glue</li> </ul>	<ul style="list-style-type: none"> <li>• Tech) Euro Class E / US Class A</li> </ul>	<ul style="list-style-type: none"> <li>• Absorption</li> </ul>
Cinema Square 120.4 Tech MD	<ul style="list-style-type: none"> <li>• 8 fabric colors</li> <li>• 1 Foam Type</li> <li>• Removable fabric</li> </ul>	<ul style="list-style-type: none"> <li>• Fabric</li> <li>• Foam (Tech)</li> <li>• Wood (Melamine)</li> </ul>	<ul style="list-style-type: none"> <li>• 1195 x 595 x 40 mm</li> <li>• 47.04" x 23.42" x 1.57"</li> </ul>	<ul style="list-style-type: none"> <li>• Flexi Glue</li> </ul>	<ul style="list-style-type: none"> <li>• Tech) Euro Class E / US Class A</li> </ul>	<ul style="list-style-type: none"> <li>• Absorption</li> </ul>
Cinema Square 60.4 Tech MD US *	<ul style="list-style-type: none"> <li>• 8 fabric colors</li> <li>• 1 Foam Type</li> <li>• 1 Foam Type</li> </ul>	<ul style="list-style-type: none"> <li>• Fabric</li> <li>• Foam (Tech)</li> <li>• Wood (Melamine)</li> </ul>	<ul style="list-style-type: none"> <li>• 23.74" x 23.74" x 1.57"</li> </ul>	<ul style="list-style-type: none"> <li>• Flexi Glue</li> </ul>	<ul style="list-style-type: none"> <li>• Tech) US Class A</li> </ul>	<ul style="list-style-type: none"> <li>• Absorption</li> </ul>
Cinema Square 120.4 Tech US *	<ul style="list-style-type: none"> <li>• 8 fabric colors</li> <li>• 1 Foam Type</li> <li>• Removable fabric</li> </ul>	<ul style="list-style-type: none"> <li>• Fabric</li> <li>• Foam (Tech)</li> <li>• Wood (Melamine)</li> </ul>	<ul style="list-style-type: none"> <li>• 47.71" x 23.74" x 1.57"</li> </ul>	<ul style="list-style-type: none"> <li>• Flexi Glue</li> </ul>	<ul style="list-style-type: none"> <li>• Tech) US Class A</li> </ul>	<ul style="list-style-type: none"> <li>• Absorption</li> </ul>

\* The US version was specially developed to fit the standard ceiling T-Frame in the USA.

## PERFORMANCE



Panel - Walls

# Cinema Square Pro

The **Cinema Square Pro** is an enhanced model of the Cinema Square. The acoustic wall panel is set with an elegant wooden frame, available in three wood finishes: Light Brown, Wenge and White. It's main characteristic, much like the Cinema Square, is the removable fabric, but due to the premium framework, the fabric is easily tucked between the foam and wood, without the need for velcro to hold it in place. The **Cinema Square Pro** is available in two sizes 600x600x40 mm and 1200x1200x40 mm and in the colored premium fabric. Designed to perform mainly on medium and high frequencies, Cinema Square is a cost-effective solution for both ceilings and walls (where it can also be used to good effect in improving low frequencies). It's M1 (European) fire rating makes it highly suitable for use in a variety of public spaces.



**Available Products:**

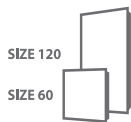
- Cinema Square Pro 60.4
- Cinema Square Pro 120.4

**Available Colors**

• Wood

• Fabric

**Available Sizes**



## TECHNICAL DETAILS



| Design



| Materials



| Dimensions



| Installation



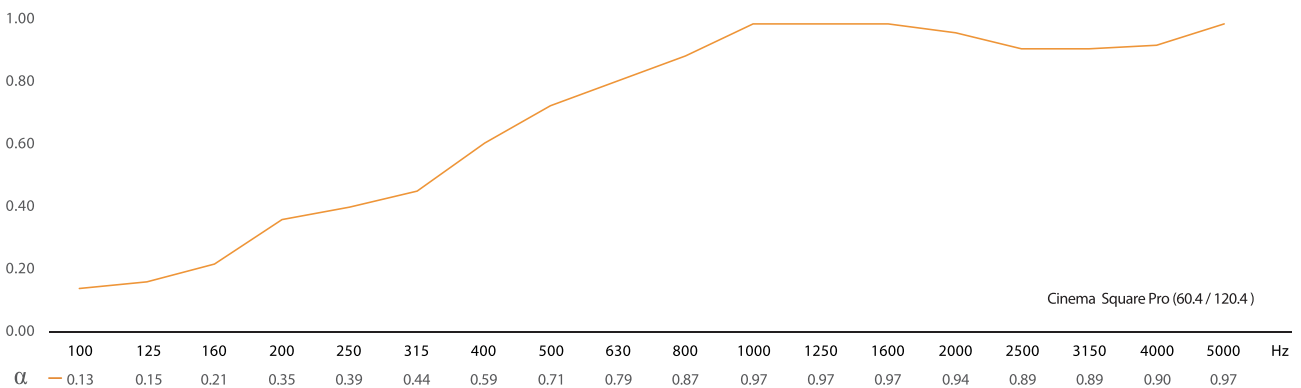
| Fire Rating



| Function

	Design	Materials	Dimensions	Installation	Fire Rating	Function
<b>Cinema Square Pro 60.4</b>	<ul style="list-style-type: none"> <li>• 3 Wood Colors</li> <li>• 1 Foam Type</li> <li>• 8 Fabric Colors</li> <li>• Removable Fabric</li> </ul>	<ul style="list-style-type: none"> <li>• Wood (MDF)</li> <li>• Foam (M1)</li> <li>• Fabric</li> </ul>	<ul style="list-style-type: none"> <li>• 595 x 595 x 40 mm</li> <li>• 23.42" x 23.42" x 1.57"</li> </ul>	<ul style="list-style-type: none"> <li>• Flexi Glue</li> </ul>	<ul style="list-style-type: none"> <li>• M1 Euro Class F / US Class N/A</li> </ul>	<ul style="list-style-type: none"> <li>• Absorption</li> </ul>
<b>Cinema Square Pro 120.4</b>	<ul style="list-style-type: none"> <li>• 3 Wood Colors</li> <li>• 1 Foam Type</li> <li>• 8 Fabric Colors</li> <li>• Removable Fabric</li> </ul>	<ul style="list-style-type: none"> <li>• Wood (MDF)</li> <li>• Foam (M1)</li> <li>• Fabric</li> </ul>	<ul style="list-style-type: none"> <li>• 1190 x 595 x 40 mm</li> <li>• 46.85" x 23.42" x 1.57"</li> </ul>	<ul style="list-style-type: none"> <li>• Flexi Glue</li> </ul>	<ul style="list-style-type: none"> <li>• M1 Euro Class F / US Class N/A</li> </ul>	<ul style="list-style-type: none"> <li>• Absorption</li> </ul>

## PERFORMANCE



# Flat Panel F

The **Flat Panel** consists of acoustic foam with high resistance fire rating, providing a wide range of applications from an aesthetic point of view. The **Flat Panel** has been specially developed to be used in restaurants, offices and meeting rooms, combining acoustic efficiency and an elegant appearance available in rectangular (120 x 60 cm) and square panels (60 x 60 cm). **Flat Panel** is available in two different foam types, eight different fabric colors and two different finishes: F(Front and Sides). The FS version hides the foam with a wooden frame covered with fabric.



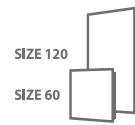
### Available Products:

- Flat Panel 60.2 F
- Flat Panel 60.4 F
- Flat Panel 120.2 F
- Flat Panel 120.4 F
- Flat Panel 60.2 F Veil
- Flat Panel 60.4 F Veil
- Flat Panel 120.2 F Veil
- Flat Panel 120.4 F Veil
- Flat Panel 60.4 F US
- Flat Panel 120.4 F US
- Flat Panel 60.4 F Veil US
- Flat Panel 120.4 F Veil US

### Available Colors



### Available Sizes

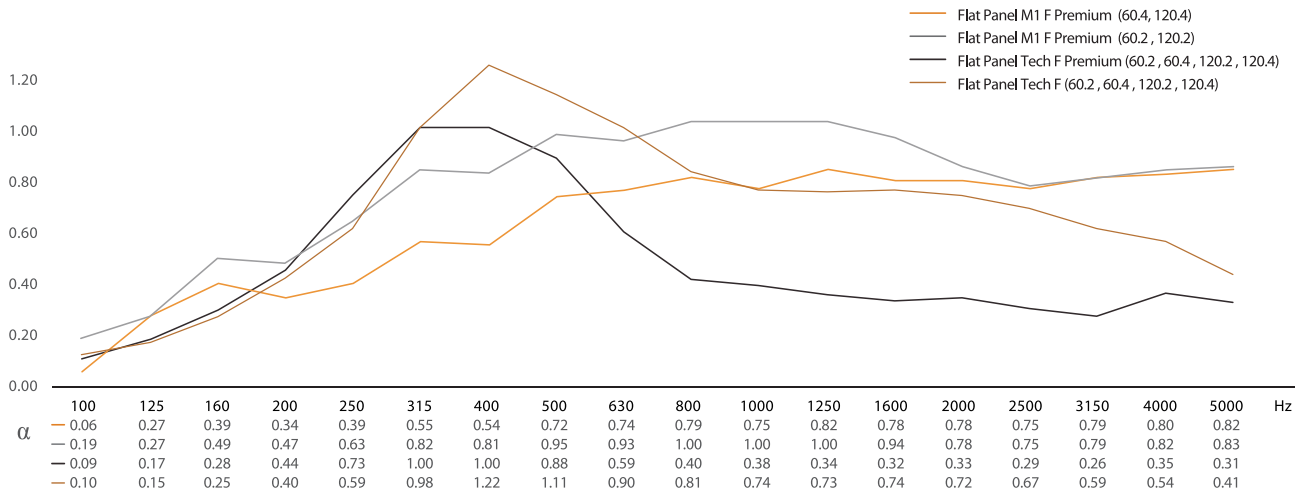


## TECHNICAL DETAILS

	Design	Materials	Dimensions	Installation	Fire Rating	Function
<b>Flat Panel 60.2 F</b>	• 8 Fabric Colors • 2 Foam Type	• Fabric • Foam (M1/Tech)	• 595 x 595 x 20 mm • 23.42" x 23.42" x 0.78"	• Flexi Glue / T-Bar	• M1) Euro Class F / US Class N/A • Tech) Euro Class E / US Class B	• Absorption
<b>Flat Panel 60.4 F</b>	• 8 Fabric Colors • 2 Foam Type	• Fabric • Foam (M1/Tech)	• 595 x 595 x 40 mm • 23.42" x 23.42" x 1.57"	• Flexi Glue / T-Bar	• M1) Euro Class F / US Class N/A • Tech) Euro Class E / US Class B	• Absorption
<b>Flat Panel 120.2 F</b>	• 8 Fabric Colors • 2 Foam Type	• Fabric • Foam (M1/Tech)	• 1195 x 595 x 20 mm • 47.04" x 23.42" x 0.78"	• Flexi Glue / T-Bar	• M1) Euro Class F / US Class N/A • Tech) Euro Class E / US Class B	• Absorption
<b>Flat Panel 120.4 F</b>	• 8 Fabric Colors • 2 Foam Type	• Fabric • Foam (M1/Tech)	• 1195 x 595 x 40 mm • 47.04" x 23.42" x 1.57"	• Flexi Glue / T-Bar	• M1) Euro Class F / US Class N/A • Tech) Euro Class E / US Class B	• Absorption
<b>Flat Panel 60.2 F Veil</b>	• 2 Veil Colors • 1 Foam Type	• FiberGlass Veil • Foam (Tech)	• 595 x 595 x 20 mm • 23.42" x 23.42" x 0.78"	• Flexi Glue / T-Bar	• Tech) Euro Class c-s2,d0 / US Class N/A	• Absorption
<b>Flat Panel 60.4 F Veil</b>	• 2 Veil Colors • 1 Foam Type	• FiberGlass Veil • Foam (Tech)	• 595 x 595 x 40 mm • 23.42" x 23.42" x 1.57"	• Flexi Glue / T-Bar	• Tech) Euro Class c-s2,d0 / US Class N/A	• Absorption
<b>Flat Panel 120.2 F Veil</b>	• 2 Veil Colors • 1 Foam Type	• FiberGlass Veil • Foam (Tech)	• 1195 x 595 x 20 mm • 47.04" x 23.42" x 0.78"	• Flexi Glue / T-Bar	• Tech) Euro Class c-s2,d0 / US Class N/A	• Absorption
<b>Flat Panel 120.4 F Veil</b>	• 2 Veil Colors • 1 Foam Type	• FiberGlass Veil • Foam (Tech)	• 1195 x 595 x 40 mm • 47.04" x 23.42" x 1.57"	• Flexi Glue / T-Bar	• Tech) Euro Class c-s2,d0 / US Class N/A	• Absorption
<b>Flat Panel 60.4 F US *</b>	• 8 Fabric Colors or 2 Veil Colors • 1 Foam Type	• Fabric or FiberGlass Veil • Foam (Tech)	• 23.74" x 23.74" x 1.57"	• Flexi Glue / US T-Bar	• Tech) US Class B • Tech Veil) US Class N/A	• Absorption
<b>Flat Panel 120.4 F US *</b>	• 8 Fabric Colors or 2 Veil Colors • 1 Foam Type	• Fabric or FiberGlass Veil • Foam (Tech)	• 47.71" x 23.74" x 1.57"	• Flexi Glue / US T-Bar	• Tech) US Class B • Tech Veil) US Class N/A	• Absorption

\* The US version was specially developed to fit the standard ceiling T-Frame in the USA.

## PERFORMANCE



# Flat Panel FS

The **Flat Panel** consists of acoustic foam with high resistance fire rating, providing a wide range of applications from an aesthetic point of view. The **Flat Panel** has been specially developed to be used in restaurants, offices and meeting rooms, combining acoustic efficiency and an elegant appearance available in rectangular (120 x 60 cm) and square panels (60 x 60 cm). **Flat Panel** is available in two different foam types, eight different fabric colors and two different finishes: F(front) and FS(Front and Sides). The FS version hides the foam with a wooden frame covered with fabric.



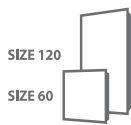
### Available Products:

- Flat Panel 60.2 FS
- Flat Panel 60.4 FS
- Flat Panel 120.2 FS
- Flat Panel 120.4 FS
- Flat Panel 60.4 FS US
- Flat Panel 120.4 FS US

### Available Colors



### Available Sizes



## TECHNICAL DETAILS



| Design



| Materials



| Dimensions



| Installation



| Fire Rating

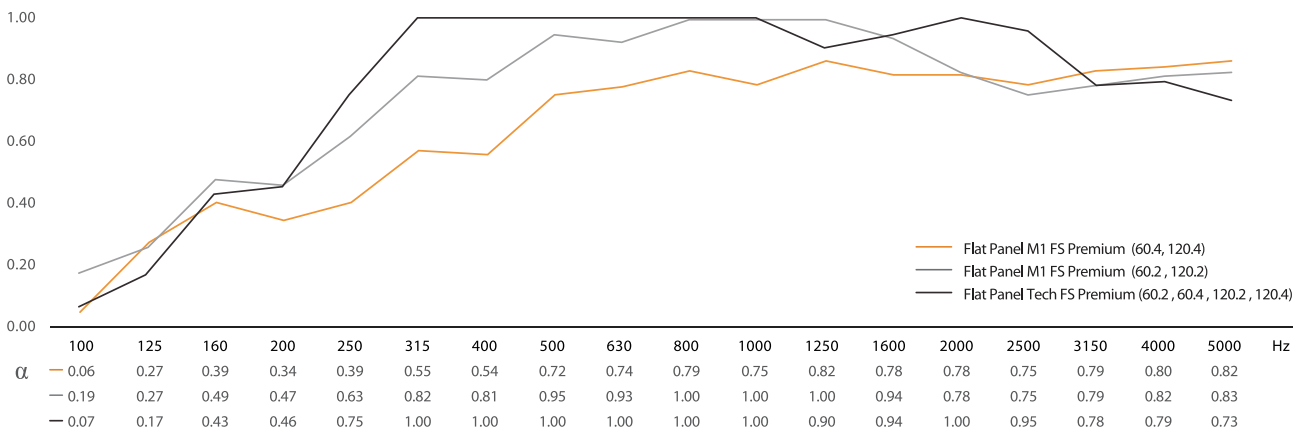


| Function

Product	Design	Materials	Dimensions	Installation	Fire Rating	Function
Flat Panel 60.2 FS	• 8 Fabric Colors • 2 Foam Type	• Fabric • Foam (M1/Tech)	• 600 x 600 x 20 mm • 23.62" x 23.62" x 0.78"	• Flexi Glue / T-Bar	• M1) Euro Class F / US Class N/A • Tech) Euro Class E / US Class A	• Absorption
Flat Panel 60.4 FS	• 8 Fabric Colors • 2 Foam Type	• Fabric • Foam (M1/Tech)	• 600 x 600 x 40 mm • 23.62" x 23.62" x 1.57"	• Flexi Glue / T-Bar	• M1) Euro Class F / US Class N/A • Tech) Euro Class E / US Class A	• Absorption
Flat Panel 120.2 FS	• 8 Fabric Colors • 2 Foam Type	• Fabric • Foam (M1/Tech)	• 1200 x 600 x 20 mm • 47.24" x 23.62" x 0.78"	• Flexi Glue / T-Bar	• M1) Euro Class F / US Class N/A • Tech) Euro Class E / US Class A	• Absorption
Flat Panel 120.4 FS	• 8 Fabric Colors • 2 Foam Type	• Fabric • Foam (M1/Tech)	• 1200 x 600 x 40 mm • 47.24" x 23.62" x 1.57"	• Flexi Glue / T-Bar	• M1) Euro Class F / US Class N/A • Tech) Euro Class E / US Class A	• Absorption
Flat Panel 60.4 FS US *	• 8 Fabric Colors • 1 Foam Type	• Fabric • Foam (Tech)	• 23.74" x 23.74" x 1.57"	• Flexi Glue / US T-Bar	• Tech) Euro Class E / US Class A	• Absorption
Flat Panel 120.4 FS US *	• 8 Fabric Colors • 1 Foam Type	• Fabric • Foam (Tech)	• 47.71" x 23.74" x 1.57"	• Flexi Glue / US T-Bar	• Tech) Euro Class E / US Class A	• Absorption

\* The US version was specially developed to fit the standard ceiling T-Frame in the USA.

## PERFORMANCE





# Flat Panel Pro

The **Flat Panel Pro** consists of a perforated acoustic foam with high resistance fire rating, providing a wide range of applications from an aesthetic point of view. The **Flat Panel Pro** has been specially developed to be used in restaurants, offices and meeting rooms, combining acoustic efficiency and an elegant appearance, now in rectangular panels (120 x 60 cm).  
 The **Flat Panel Pro Premium** is truly effective when applied in any type of space. A scientific combination of material, perforated absorption surface and cavity thickness means that the panel's absorption performance is extremely efficient in any acoustic treatment. The **Flat Panel Pro Premium** offers you the best performance on medium frequencies and high frequencies.



### Available Products:

- Flat Panel Pro 120.2
- Flat Panel Pro 120.4

### Available Colors

- Fabric
- 04
  - 22
  - 29
  - 02
  - 07
  - 92
  - 99
  - 116



## TECHNICAL DETAILS



| Design



| Materials



| Dimensions



| Installation



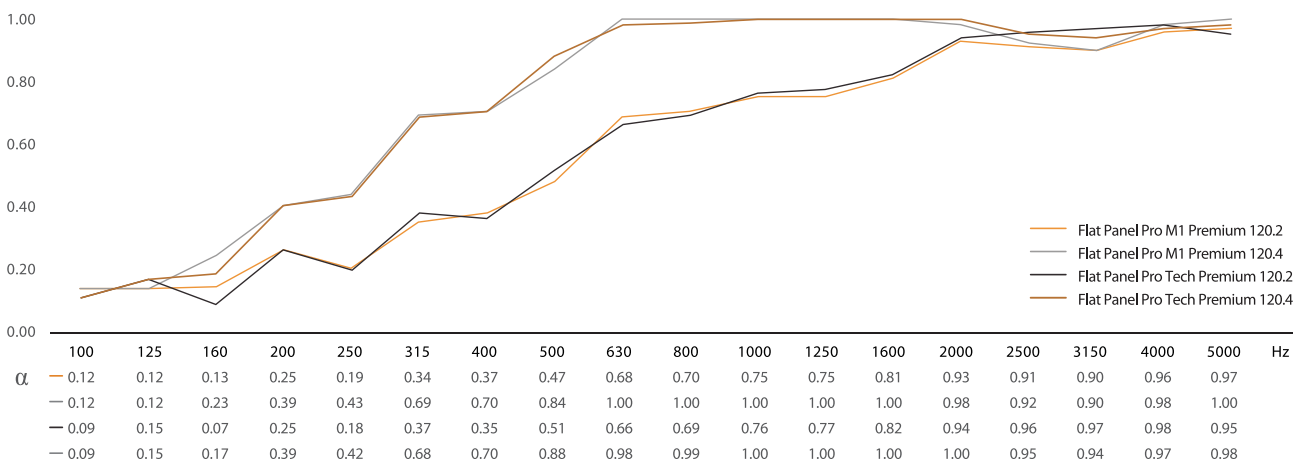
| Fire Rating



| Function

Product	Design	Materials	Dimensions	Installation	Fire Rating	Function
Flat Panel Pro 120.2	• 8 fabric colors • 2 Foam Type	• Fabric • Foam (M1/Tech)	• 1195 x 595 x 20 mm • 47.04" x 23.42" x 0.78"	• Flexi Glue / T-Bar	• M1) Euro Class F / US Class B • Tech) Euro Class E / US Class B	• Absorption
Flat Panel Pro 120.4	• 8 fabric colors • 2 Foam Type	• Fabric • Foam (M1/Tech)	• 1195 x 595 x 40 mm • 47.04" x 23.42" x 1.57"	• Flexi Glue / T-Bar	• M1) Euro Class F / US Class B • Tech) Euro Class E / US Class B	• Absorption

## PERFORMANCE




Panels - Wall

# Flexi A40 Tech

Flexi Panel A40 offers you the best performance on medium and high frequencies, this panel represents an adaptation to the industrial sector, providing one of the best acoustic solutions on the market, at an attractive price. It also has a unique characteristic - when placed in a sequence, the panel junctions become undetectable, allowing you to place a continuous pattern on large surfaces.

Made of Basotect® foam, it's long-term resistance to high temperatures and excellent fire characteristics are based on the use of melamine resin. The high nitrogen content of the resin is responsible for the extremely flame-resistant property of the foam without the need for fire retardants, making it particularly suitable for applications with high fire safety requirements.



Available Products:

- Flexi A40 Tech Premium

Available Colors

- Fabric
- 



## TECHNICAL DETAILS



| Design



| Materials



| Dimensions



| Installation



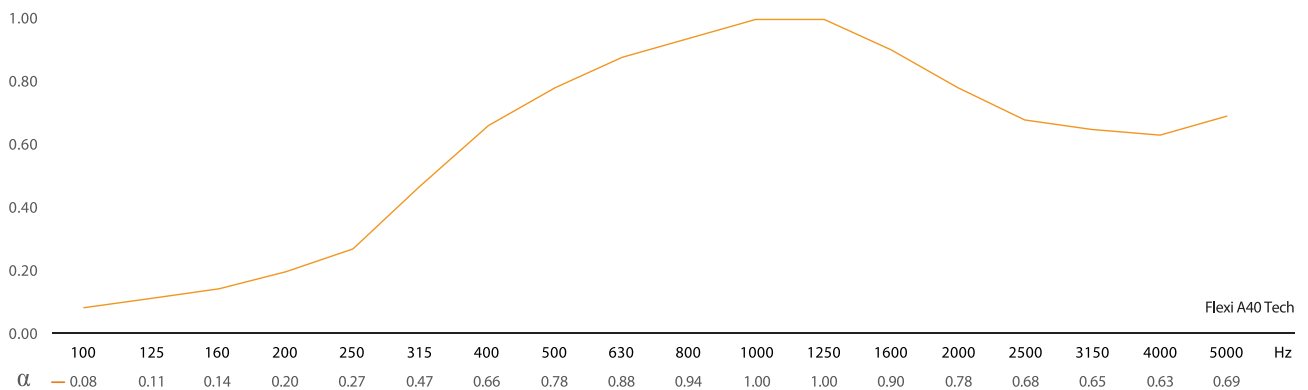
| Fire Rating



| Function

<b>Flexi A40 Tech Premium</b>	<ul style="list-style-type: none"> <li>• 8 Fabric Colors</li> <li>• 1 Foam Type</li> </ul>	<ul style="list-style-type: none"> <li>• Fabric</li> <li>• Foam (Tech)</li> </ul>	<ul style="list-style-type: none"> <li>• 595 x 595 x 40 mm</li> <li>• 23.42" x 23.42" x 1.57"</li> </ul>	<ul style="list-style-type: none"> <li>• Flexi Glue</li> </ul>	<ul style="list-style-type: none"> <li>• Euro Class E / US Class N/A</li> </ul>	<ul style="list-style-type: none"> <li>• Absorption</li> </ul>
-------------------------------	--	---	--	--	---	--


## PERFORMANCE



# Flexiwave

The revolutionary **Flexiwave** acoustic panel, brings performance and design to our homes. Especially developed to fit in standard clip-in or T-Profile frames, this is the only non square or rectangular tile that fits in standard ceiling frames.


There are available also two other fixation systems for free installation in walls and ceilings. This hybrid acoustic panel acts as an absorber and diffuser simultaneously. Very easy to install, they hook on to the existing frames but can also be glued directly to flat surfaced ceilings. The acoustic foam and fabric can be removed for cleaning or replaced in a different color. The Flexi Wave is the ideal product to improve the acoustics and decor of your home cinema, hi-fi room, but can also be used as a design feature.



### Available Products:

- Flexiwave 120.15
- Flexiwave 60.15

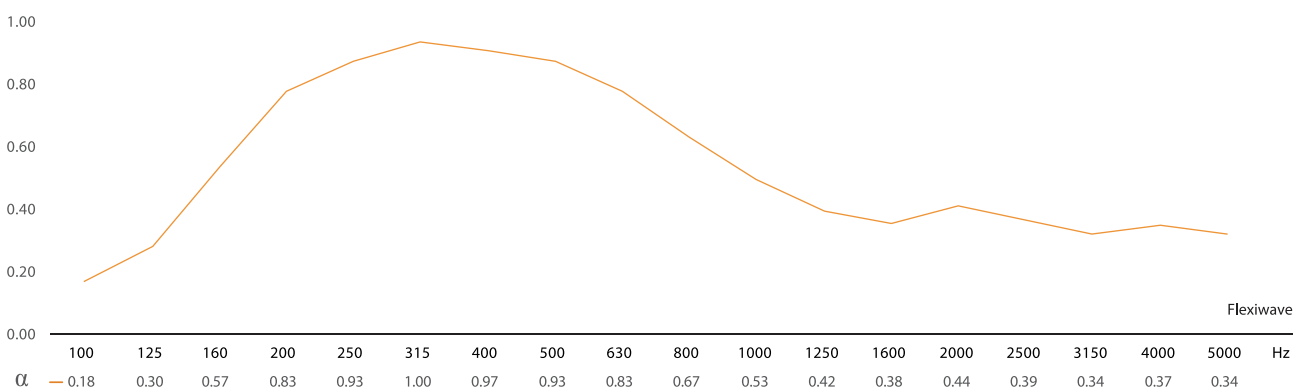
### Available Colors



## TECHNICAL DETAILS

Version	Design	Materials	Dimensions	Installation	Fire Rating	Function
<b>Flexiwave 120.15</b>	<ul style="list-style-type: none"> <li>• 5 Wood Colors</li> <li>• 8 Fabric Colors</li> <li>• 1 Foam Type</li> </ul>	<ul style="list-style-type: none"> <li>• Wood (MDF)</li> <li>• Fabric</li> <li>• Foam (M1)</li> </ul>	<ul style="list-style-type: none"> <li>• 1200 x 100 x 155 mm</li> <li>• 47.24" x 3.93" x 6.10"</li> </ul>	<ul style="list-style-type: none"> <li>• Standard T-Frame 15&amp;24mm</li> <li>• Clip In System</li> <li>• Flexi Glue</li> <li>• Mechanical Wall Installation</li> </ul>	<ul style="list-style-type: none"> <li>• Euro Class F / US Class N/A</li> </ul>	<ul style="list-style-type: none"> <li>• Absorption</li> </ul>
<b>Flexiwave 60.15</b>	<ul style="list-style-type: none"> <li>• 5 Wood Colors</li> <li>• 8 Fabric Colors</li> <li>• 1 Foam Type</li> </ul>	<ul style="list-style-type: none"> <li>• Wood (MDF)</li> <li>• Fabric</li> <li>• Foam (M1)</li> </ul>	<ul style="list-style-type: none"> <li>• 600 x 100 x 155 mm</li> <li>• 23.62" x 3.93" x 6.10"</li> </ul>	<ul style="list-style-type: none"> <li>• Standard T-Frame 15&amp;24mm</li> <li>• Clip In System</li> <li>• Flexi Glue</li> <li>• Mechanical Wall Installation</li> </ul>	<ul style="list-style-type: none"> <li>• Euro Class F / US Class N/A</li> </ul>	<ul style="list-style-type: none"> <li>• Absorption</li> </ul>

## PERFORMANCE



# Multifuser Wood 36 & 64

Made from solid wood, **Multifuser** is perfect for use in venues such as concert halls, hi-fi rooms and recording studios, where effective diffusion is often required, without too much absorption occurring at the same time. With its striking angled surface, the two-dimensional diffuser is based on a QRD sequence combined with changing reflection techniques (a result of the angled surface).

The panel itself is made in two parts. Each part can be rotated in different directions so that a uniform, omni-directional scattering of sound is achieved, with particularly effective diffusion of mid and low frequencies. **Multifuser Wood 36** works between 470Hz and 10kHz. As well as its acoustic efficiency, the panel's attractive appearance makes it suitable for use in a range of settings. Available in Light Brown, Black and White finishes.



### Available Products:

- Multifuser Wood 36
- Multifuser Wood 64

### Available Colors

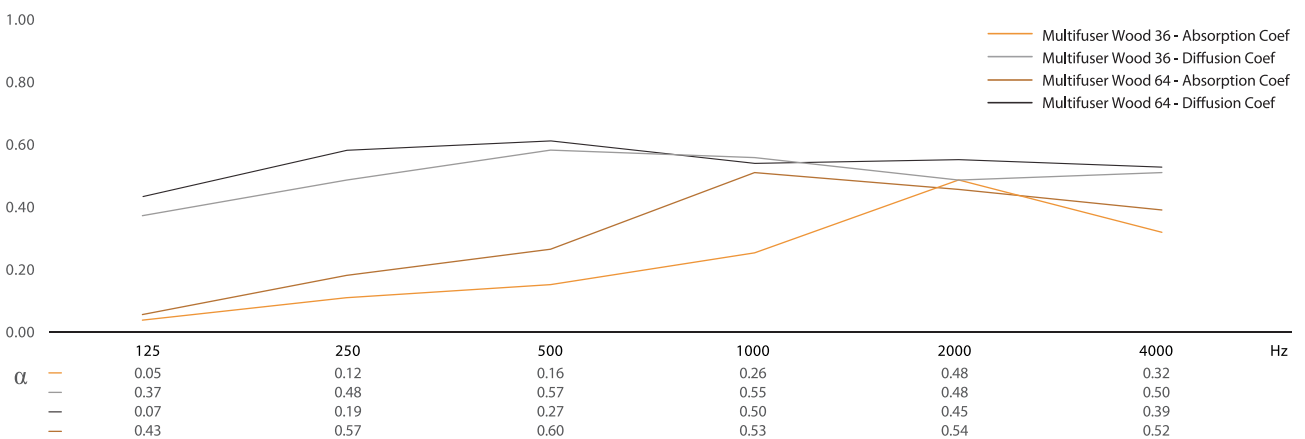
- Wood



## TECHNICAL DETAILS

Version	Design	Materials	Dimensions	Installation	Fire Rating	Function
Multifuser Wood 36	• 3 Wood Colors	• Wood (MDF)	• 595 x 595 x 75 mm • 23.42" x 23.42" x 2.95"	• Flexi Glue and Mechanical	• Euro Class E / US Class B	• Diffusion
Multifuser Wood 64	• 3 Wood Colors	• Wood (MDF)	• 595 x 595 x 135 mm • 23.42" x 23.42" x 5.31"	• Flexi Glue and Mechanical	• Euro Class E / US Class B	• Diffusion

## PERFORMANCE



# Omega Wood

**Omega Wood** is another Vicoustic 2-in-1 product. The smooth curved surface acts as a diffuser, while the foam interior (intentionally separated from the perforated wood surface) offers an extraordinary absorption effect on mid frequencies.

**Omega Wood** is an excellent solution for particularly demanding acoustic requirements, offering both diffusion and an excellent absorption rate/m<sup>2</sup>, combined with a unique design.



### Available Products:

- Omega Wood

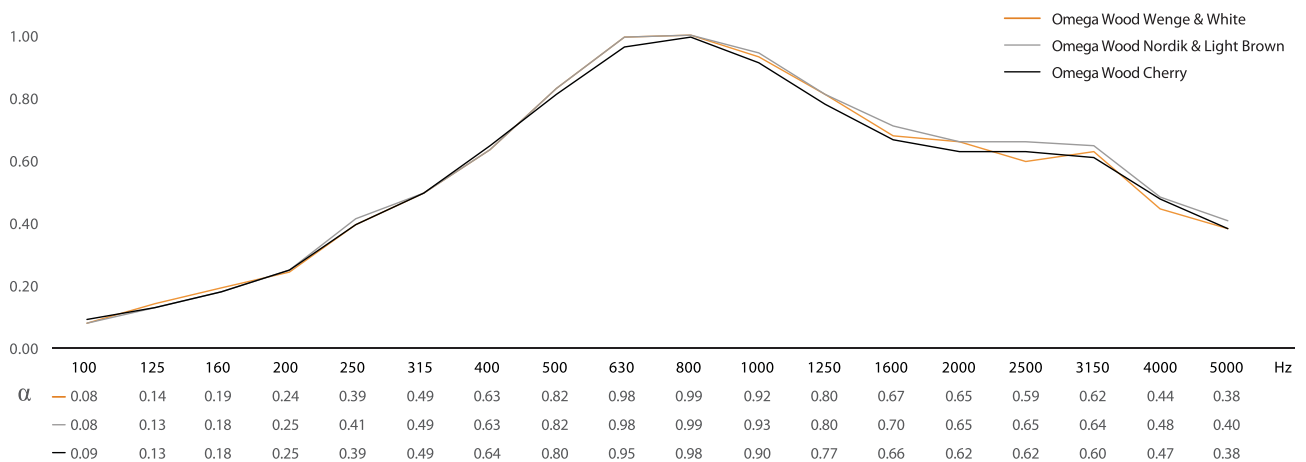
### Available Colors



## TECHNICAL DETAILS

Version	Design	Materials	Dimensions	Installation	Fire Rating	Function
Omega Wood	<ul style="list-style-type: none"> <li>• 5 Wood Colors</li> <li>• 1 Foam Type</li> </ul>	<ul style="list-style-type: none"> <li>• Wood (MDF)</li> <li>• Foam (M1)</li> </ul>	<ul style="list-style-type: none"> <li>• 590 x 590 x 44 mm</li> <li>• 23.22" x 23.22" x 1.73"</li> </ul>	<ul style="list-style-type: none"> <li>• Flexi Glue</li> </ul>	<ul style="list-style-type: none"> <li>• M1 Euro Class E / US Class C</li> </ul>	<ul style="list-style-type: none"> <li>• Absorption</li> </ul>

## PERFORMANCE



Panels - Wall & Ceiling

# Square Tile BC

Designed for large areas, the **Square Tile BC** aims to leverage an existing and accessible technology by maximizing its potential at an acoustic and aesthetic level. Besides the advantages of using a typical false ceiling structure, placing Basotect® foam ensures the best sound absorption and provides greater fire resistance.

The **Square Tile BC** can be used with three different applications: clip-in system (ceiling and wall) and t-bar system (leveled or inner with 15mm or 24mm t-bar width). In the clip-in system the Unisquare BC is a panel with grooves along its entire periphery. These cut outs are designed to accommodate metal rails that will, by turn, connect to the standard metal profiles of the false ceiling. The metal rails are inserted manually on two opposite sides of the panel and when the panel is pressed against the metallic profiles it simply clips into place, guaranteeing a quick, clean and efficient assembly. For the t-bar system the panel can have lateral countersink in order to be leveled with the t-bar. The US version was specially developed to fit the standard ceiling T-Frame in the USA.

To provide acoustic absorption to this panel an accessorie foam must be purchased separately.

**Available Products:**



- Square Tile BC

**Available Colors**

- Melamine



- Veil

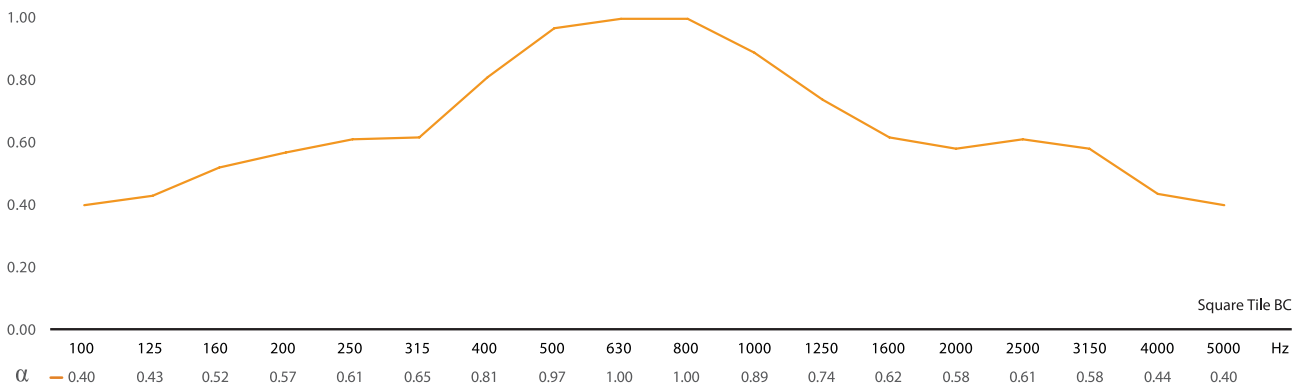


## TECHNICAL DETAILS

Version	Design	Materials	Dimensions	Installation	Fire Rating	Function
<b>Square Tile BC</b>	<ul style="list-style-type: none"> <li>• 6 Wood Colors</li> <li>• 2 Veil Colors</li> <li>• 2 T-Bar Finishes (Inner, Leveled)</li> <li>• Clip-in Available</li> </ul>	<ul style="list-style-type: none"> <li>• Wood (Melamine)</li> <li>• Fiberglass Veil</li> </ul>	<ul style="list-style-type: none"> <li>• <b>Clip-In</b> 600 x 600 x 10 mm 23.62 x 23.62" x 0.39"</li> <li>• <b>T-Bar</b> 595 x 595 x 10 mm 23.42 x 23.42" x 0.39"</li> </ul>	<ul style="list-style-type: none"> <li>• Clip-In System</li> <li>• T-Bar</li> </ul>	<ul style="list-style-type: none"> <li>• Euro Class B - s2, d0 / US Class N/A</li> </ul>	Absorption
<b>Square Tile BC US</b>	<ul style="list-style-type: none"> <li>• 6 Wood Colors</li> <li>• 2 Veil Colors</li> <li>• 2 T-Bar Finishes (Inner, Leveled)</li> <li>• Clip-in Available</li> </ul>	<ul style="list-style-type: none"> <li>• Wood (Melamine)</li> <li>• Fiberglass Veil</li> </ul>	<ul style="list-style-type: none"> <li>• <b>Clip-In</b> 23.62 x 23.62" x 0.39"</li> <li>• <b>T-Bar</b> 23.74 x 23.74" x 0.39"</li> </ul>	<ul style="list-style-type: none"> <li>• Clip-In System</li> <li>• US T-Bar</li> </ul>	<ul style="list-style-type: none"> <li>• Euro Class B - s2, d0 / US Class N/A</li> </ul>	Absorption

\* The US version was specially developed to fit the standard ceiling T-Frame in the USA.

## PERFORMANCE



\*Estimated Performance with a 200 mm air box



# Square Tile BC Tech

**Square Tile BC Tech** is primarily designed to absorb medium and high frequencies. Sound energy crosses through the perforated wooden surface and is absorbed by the foam material underneath.

Wood finishing is generally regarded as a noble surface treatment in architectural spaces, critical listening rooms and performance spaces such as concert halls and other venues.

**Square Tile BC 60.6 Tech** can fit in standard 60 x 60 cm suspended ceiling frames. This version in angled Tech foam and fire retardant MDF was built to achieve a strong and suitable product for the Building & Construction Market that has strong fire rating demands.

The US version was specially developed to fit the standard ceiling T-Frame in the USA.



### Available Products:

- Square Tile BC 60.6 Tech
- Square Tile BC 120.6 Tech
- Square Tile BC 60.6 Tech US
- Square Tile BC 120.6 Tech US

### Angled Edges

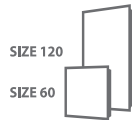


### Available Colors

- Melamine



### Available Sizes

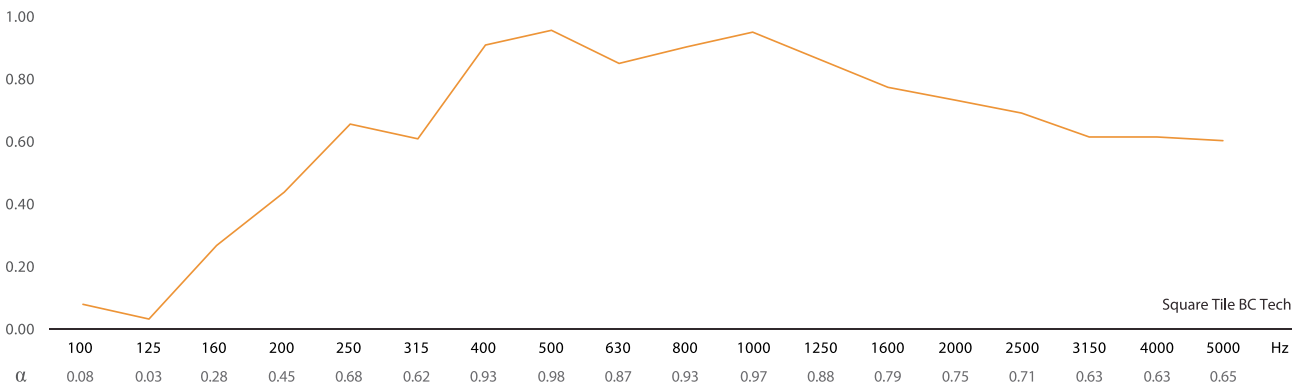


## TECHNICAL DETAILS

Version	Design	Materials	Dimensions	Installation	Fire Rating	Function
Square Tile BC Tech 60.6	<ul style="list-style-type: none"> <li>• 6 Wood Colors</li> <li>• 1 Foam Type</li> <li>• Angled Edges</li> </ul>	<ul style="list-style-type: none"> <li>• Wood (Melamine)</li> <li>• Foam (Tech)</li> </ul>	<ul style="list-style-type: none"> <li>• 595 x 595 x 60 mm</li> <li>• 23.42" x 23.42" x 2.36"</li> </ul>	<ul style="list-style-type: none"> <li>• Flexi Glue / T-Bar</li> </ul>	<ul style="list-style-type: none"> <li>• Euro Class B-s2, d0 / US Class A</li> </ul>	<ul style="list-style-type: none"> <li>• Absorption</li> </ul>
Square Tile BC Tech 120.6	<ul style="list-style-type: none"> <li>• 6 Wood Colors</li> <li>• 1 Foam Type</li> <li>• Angled Edges</li> </ul>	<ul style="list-style-type: none"> <li>• Wood (Melamine)</li> <li>• Foam (Tech)</li> </ul>	<ul style="list-style-type: none"> <li>• 1195 x 595 x 60 mm</li> <li>• 47.04" x 23.42" x 2.36"</li> </ul>	<ul style="list-style-type: none"> <li>• Flexi Glue / T-Bar</li> </ul>	<ul style="list-style-type: none"> <li>• Euro Class B-s2, d0 / US Class A</li> </ul>	<ul style="list-style-type: none"> <li>• Absorption</li> </ul>
Square Tile BC US Tech 60.6 *	<ul style="list-style-type: none"> <li>• 6 Wood Colors</li> <li>• 1 Foam Type</li> <li>• Angled Edges</li> </ul>	<ul style="list-style-type: none"> <li>• Wood (Melamine)</li> <li>• Foam (Tech)</li> </ul>	<ul style="list-style-type: none"> <li>• 23.74" x 23.74" x 2.36"</li> </ul>	<ul style="list-style-type: none"> <li>• Flexi Glue / US T-Bar</li> </ul>	<ul style="list-style-type: none"> <li>• US Class A</li> </ul>	<ul style="list-style-type: none"> <li>• Absorption</li> </ul>
Square Tile BC US Tech 120.6 *	<ul style="list-style-type: none"> <li>• 6 Wood Colors</li> <li>• 1 Foam Type</li> <li>• Angled Edges</li> </ul>	<ul style="list-style-type: none"> <li>• Wood (Melamine)</li> <li>• Foam (Tech)</li> </ul>	<ul style="list-style-type: none"> <li>• 47.71" x 23.74" x 2.36"</li> </ul>	<ul style="list-style-type: none"> <li>• Flexi Glue / US T-Bar</li> </ul>	<ul style="list-style-type: none"> <li>• US Class A</li> </ul>	<ul style="list-style-type: none"> <li>• Absorption</li> </ul>

\* The US version was specially developed to fit the standard ceiling T-Frame in the USA.

## PERFORMANCE





# Square Tile BC Tech MEL

**Square Tile BC Tech Mel** is primarily designed to absorb medium and high frequencies. Sound energy crosses through the perforated wooden surface and is absorbed by the foam material underneath.

Wood finishing is generally regarded as a noble surface treatment in architectural spaces, critical listening rooms and performance spaces such as concert halls and other venues.

**Square Tile BC 60.4 Tech Mel** can fit in standard 60 x 60 cm suspended ceiling frames. This version in angled Tech foam and fire retardant MDF was built to achieve a strong and suitable product for the Building & Construction Market that has strong fire demands.

The US version was specially developed to fit the standard ceiling T-Frame in the USA.



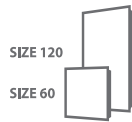
**Available Products:**

- Square Tile BC 60.4 Tech Mel
- Square Tile BC 120.4 Tech Mel
- Square Tile BC 60.4 Tech Mel US
- Square Tile BC 120.4 Tech Mel US

**Available Colors**



**Available Sizes**

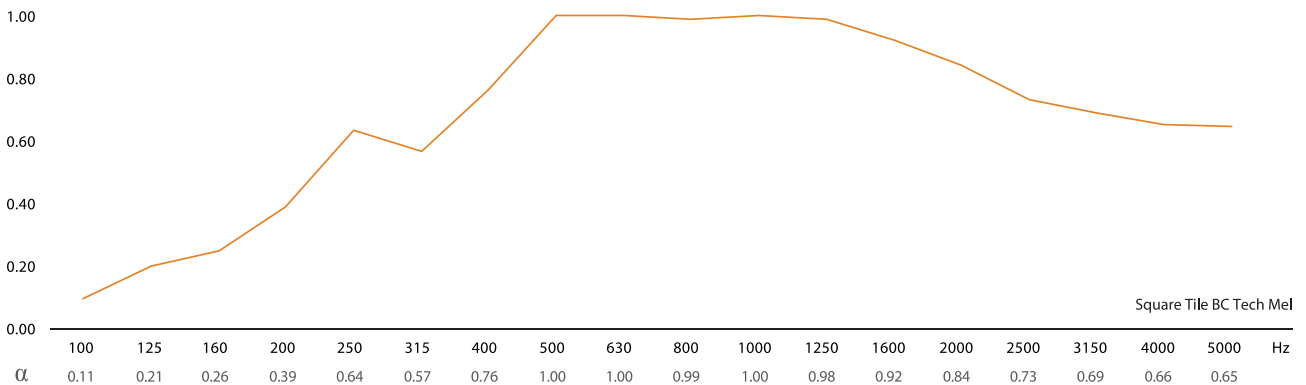


## TECHNICAL DETAILS

Version	Design	Materials	Dimensions	Installation	Fire Rating	Function
Square Tile BC 60.4 Tech MEL	• 6 Wood Colors • 1 Foam Type	• Wood (Melamine) • Foam (Tech)	• 595 x 595 x 40 mm • 23.42" x 23.42" x 1.57"	• Flexi Glue / T-Bar	• Euro Class B-s2, d0 / US Class A	• Absorption
Square Tile BC 120.4 Tech MEL	• 6 Wood Colors • 1 Foam Type	• Wood (Melamine) • Foam (Tech)	• 1195 x 595 x 40 mm • 47.04" x 23.42" x 1.57"	• Flexi Glue / T-Bar	• Euro Class B-s2, d0 / US Class A	• Absorption
Square Tile BC 60.4 Tech MEL US *	• 6 Wood Colors • 1 Foam Type	• Wood (Melamine) • Foam (Tech)	• 23.74" x 23.74" x 1.57"	• Flexi Glue / US T-Bar	• US Class A	• Absorption
Square Tile BC 120.4 Tech MEL US *	• 6 Wood Colors • 1 Foam Type	• Wood (Melamine) • Foam (Tech)	• 47.71" x 23.74" x 1.57"	• Flexi Glue / US T-Bar	• US Class A	• Absorption

\* The US version was specially developed to fit the standard ceiling T-Frame in the USA.

## PERFORMANCE







# Square Tile BC Tech MD

**Square Tile BC Tech MD** is primarily designed to absorb medium and high frequencies. Sound energy crosses through the perforated wooden surface and is absorbed by the foam material underneath.

Wood finishing is generally regarded as a noble surface treatment in architectural spaces, critical listening rooms and performance spaces such as concert halls and other venues.

**Square Tile BC Tech MD** can fit in standard 60 x 60 cm suspended ceiling frames. This version in angled Tech foam and fire retardant MDF was built to achieve a strong and suitable product for the Building & Construction Market that has strong fire rating demands.

The US version was specially developed to fit the standard ceiling T-Frame in the USA.



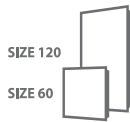
**Available Products:**

- Square Tile BC 60.4 Tech MD
- Square Tile BC 120.4 Tech MD
- Square Tile BC 60.4 Tech MD US
- Square Tile BC 120.4 Tech MD US

**Available Colors**



**Available Sizes**

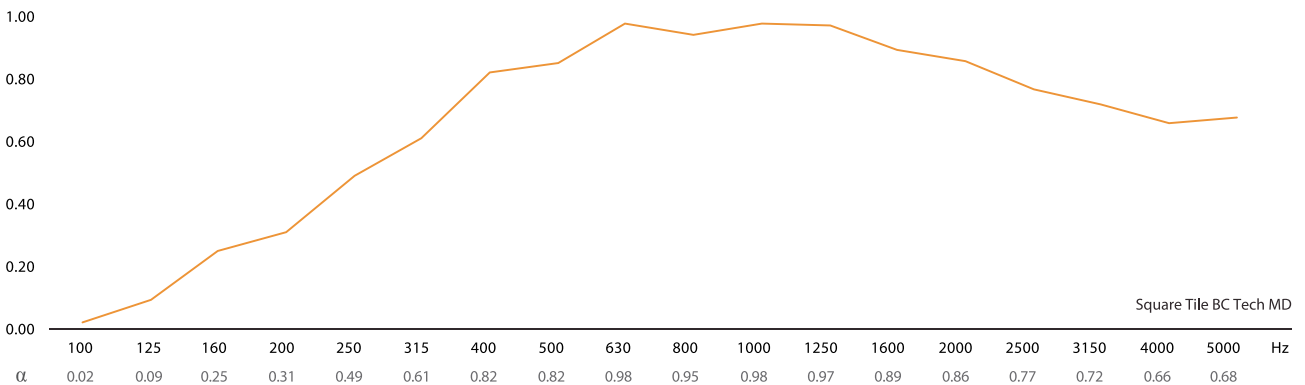


## TECHNICAL DETAILS

Version	Design	Materials	Dimensions	Installation	Fire Rating	Function
Square Tile BC Tech 60.4 MD	<ul style="list-style-type: none"> <li>• 2 Wood Colors</li> <li>• 1 Foam Type</li> <li>• 2 Veil colors</li> </ul>	<ul style="list-style-type: none"> <li>• Wood (Melamine)</li> <li>• Foam (Tech)</li> <li>• Fiberglass Veil</li> <li>• Fire Retardant Paint</li> </ul>	<ul style="list-style-type: none"> <li>• 595 x 595 x 40 mm</li> <li>• 23.42" x 23.42" x 1.57"</li> </ul>	<ul style="list-style-type: none"> <li>• Flexi Glue / T-Bar</li> </ul>	<ul style="list-style-type: none"> <li>• Euro Class N/A / US Class A</li> </ul>	<ul style="list-style-type: none"> <li>• Absorption</li> </ul>
Square Tile BC Tech 120.4 MD	<ul style="list-style-type: none"> <li>• 2 Wood Colors</li> <li>• 1 Foam Type</li> <li>• 2 Veil colors</li> </ul>	<ul style="list-style-type: none"> <li>• Wood (Melamine)</li> <li>• Foam (Tech)</li> <li>• Fiberglass Veil</li> <li>• Fire Retardant Paint</li> </ul>	<ul style="list-style-type: none"> <li>• 1195 x 595 x 40 mm</li> <li>• 47.04" x 23.42" x 1.57"</li> </ul>	<ul style="list-style-type: none"> <li>• Flexi Glue / T-Bar</li> </ul>	<ul style="list-style-type: none"> <li>• Euro Class N/A / US Class A</li> </ul>	<ul style="list-style-type: none"> <li>• Absorption</li> </ul>
Square Tile BC 60.4 Tech MD US*	<ul style="list-style-type: none"> <li>• 2 Wood Colors</li> <li>• 1 Foam Type</li> <li>• 2 Veil colors</li> </ul>	<ul style="list-style-type: none"> <li>• Wood (Melamine)</li> <li>• Foam (Tech)</li> <li>• Fiberglass Veil</li> <li>• Fire Retardant Paint</li> </ul>	<ul style="list-style-type: none"> <li>• 23.74" x 23.74" x 1.57"</li> </ul>	<ul style="list-style-type: none"> <li>• Flexi Glue / US T-Bar</li> </ul>	<ul style="list-style-type: none"> <li>• US Class A</li> </ul>	<ul style="list-style-type: none"> <li>• Absorption</li> </ul>
Square Tile BC 120.4 MD Tech US*	<ul style="list-style-type: none"> <li>• 2 Wood Colors</li> <li>• 1 Foam Type</li> <li>• 2 Veil colors</li> </ul>	<ul style="list-style-type: none"> <li>• Wood (Melamine)</li> <li>• Foam (Tech)</li> <li>• Fiberglass Veil</li> <li>• Fire Retardant Paint</li> </ul>	<ul style="list-style-type: none"> <li>• 47.71" x 23.74" x 1.57"</li> </ul>	<ul style="list-style-type: none"> <li>• Flexi Glue / US T-Bar</li> </ul>	<ul style="list-style-type: none"> <li>• US Class A</li> </ul>	<ul style="list-style-type: none"> <li>• Absorption</li> </ul>

\* The US version was specially developed to fit the standard ceiling T-Frame in the USA.

## PERFORMANCE





Panels - Wall & Ceiling

# Square Tile Pro

**Square Tile Pro** is primarily designed to absorb medium and high frequencies. Sound energy crosses through the perforated wooden surface and is absorbed by the foam material underneath.

Wood finishing is generally regarded as a noble surface treatment in architectural spaces, critical listening rooms and performance spaces such as concert halls and other venues.

**Square Tile Pro** can fit in standard 60 x 60 cm suspended ceiling frames. This version in Tech foam was built to achieve a strong and suitable product for the Building & Construction Market that has strong fire rating demands. The US version was specially developed to fit the standard ceiling T-Frame in the USA.



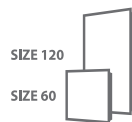
**Available Products:**

- Square Tile Pro 60.2
- Square Tile Pro 60.4 Tech
- Square Tile Pro 120.4 Tech
- Square Tile Pro 60.4 Tech US
- Square Tile Pro 120.4 Tech US

**Available Colors**



**Available Sizes**



## TECHNICAL DETAILS



| Design



| Materials



| Dimensions



| Installation



| Fire Rating

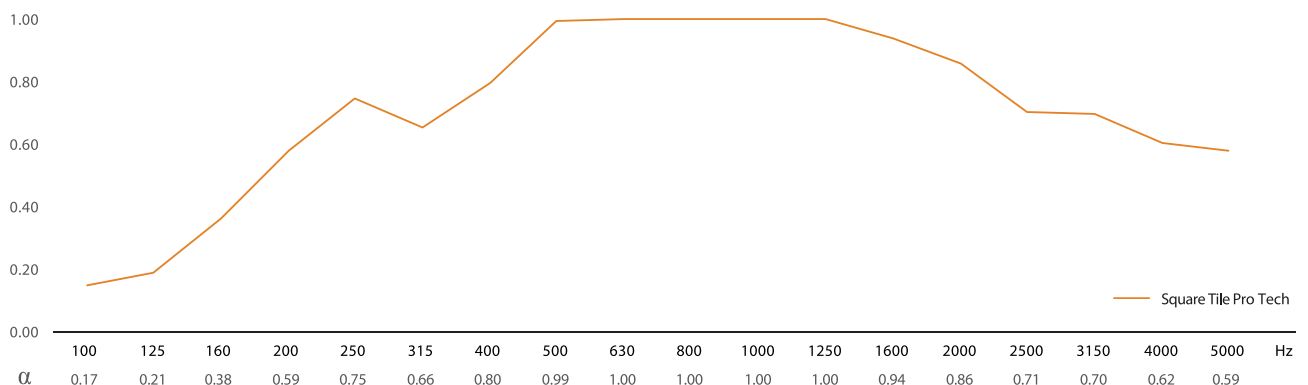


| Function

	Design	Materials	Dimensions	Installation	Fire Rating	Function
<b>Square Tile Pro 60.2</b>	<ul style="list-style-type: none"> <li>• 5 Wood Colors</li> <li>• 1 Foam Type</li> </ul>	<ul style="list-style-type: none"> <li>• Wood (MDF)</li> <li>• Foam (M1)</li> </ul>	<ul style="list-style-type: none"> <li>• 595 x 595 x 24 mm</li> <li>• 23.42" x 23.42" x 0.94"</li> </ul>	<ul style="list-style-type: none"> <li>• Flexi Glue / T-Bar</li> </ul>	<ul style="list-style-type: none"> <li>• M1 Euro Class E / US Class C</li> </ul>	<ul style="list-style-type: none"> <li>• Absorption</li> </ul>
<b>Square Tile Pro 60.4 Tech</b>	<ul style="list-style-type: none"> <li>• 5 Wood Colors</li> <li>• 2 Veil colors</li> <li>• 1 Foam Type</li> </ul>	<ul style="list-style-type: none"> <li>• Wood (MDF)</li> <li>• Fiberglass Veil</li> <li>• Foam (Tech)</li> </ul>	<ul style="list-style-type: none"> <li>• 595 x 595 x 40 mm</li> <li>• 23.42" x 23.42" x 1.57"</li> </ul>	<ul style="list-style-type: none"> <li>• Flexi Glue / T-Bar</li> </ul>	<ul style="list-style-type: none"> <li>• Tech Euro Class N/A / US Class C</li> </ul>	<ul style="list-style-type: none"> <li>• Absorption</li> </ul>
<b>Square Tile Pro 120.4 Tech</b>	<ul style="list-style-type: none"> <li>• 5 Wood Colors</li> <li>• 2 Veil colors</li> <li>• 1 Foam Type</li> </ul>	<ul style="list-style-type: none"> <li>• Wood (MDF)</li> <li>• Fiberglass Veil</li> <li>• Foam (Tech)</li> </ul>	<ul style="list-style-type: none"> <li>• 1195 x 595 x 40 mm</li> <li>• 47.04" x 23.42" x 1.57"</li> </ul>	<ul style="list-style-type: none"> <li>• Flexi Glue / T-Bar</li> </ul>	<ul style="list-style-type: none"> <li>• Tech Euro Class N/A / US Class C</li> </ul>	<ul style="list-style-type: none"> <li>• Absorption</li> </ul>
<b>Square Tile Pro 60.4 Tech US</b>	<ul style="list-style-type: none"> <li>• 5 Wood Colors</li> <li>• 2 Veil colors</li> <li>• 1 Foam Type</li> </ul>	<ul style="list-style-type: none"> <li>• Wood (MDF)</li> <li>• Fiberglass Veil</li> <li>• Foam (Tech)</li> </ul>	<ul style="list-style-type: none"> <li>• 23.74" x 23.74" x 1.57"</li> </ul>	<ul style="list-style-type: none"> <li>• Flexi Glue / US T-Bar</li> </ul>	<ul style="list-style-type: none"> <li>• Tech US Class C</li> </ul>	<ul style="list-style-type: none"> <li>• Absorption</li> </ul>
<b>Square Tile Pro 120.4 Tech US</b>	<ul style="list-style-type: none"> <li>• 5 Wood Colors</li> <li>• 2 Veil colors</li> <li>• 1 Foam Type</li> </ul>	<ul style="list-style-type: none"> <li>• Wood (MDF)</li> <li>• Fiberglass Veil</li> <li>• Foam (Tech)</li> </ul>	<ul style="list-style-type: none"> <li>• 47.71" x 23.74" x 1.57"</li> </ul>	<ul style="list-style-type: none"> <li>• Flexi Glue / US T-Bar</li> </ul>	<ul style="list-style-type: none"> <li>• Tech US Class C</li> </ul>	<ul style="list-style-type: none"> <li>• Absorption</li> </ul>

\* The US version was specially developed to fit the standard ceiling T-Frame in the USA.

## PERFORMANCE



# Square Tile 60

**Square Tile** is primarily designed to absorb medium and high frequencies. Sound energy crosses through the perforated wooden surface and is absorbed by the foam material underneath.

Wood finishing is generally regarded as a noble surface treatment in architectural spaces, critical listening rooms and performance spaces such as concert halls and other venues


**Square Tile** can fit in standard 60 x 60 cm suspended ceiling frames.



### Available Products:

- Square Tile 60

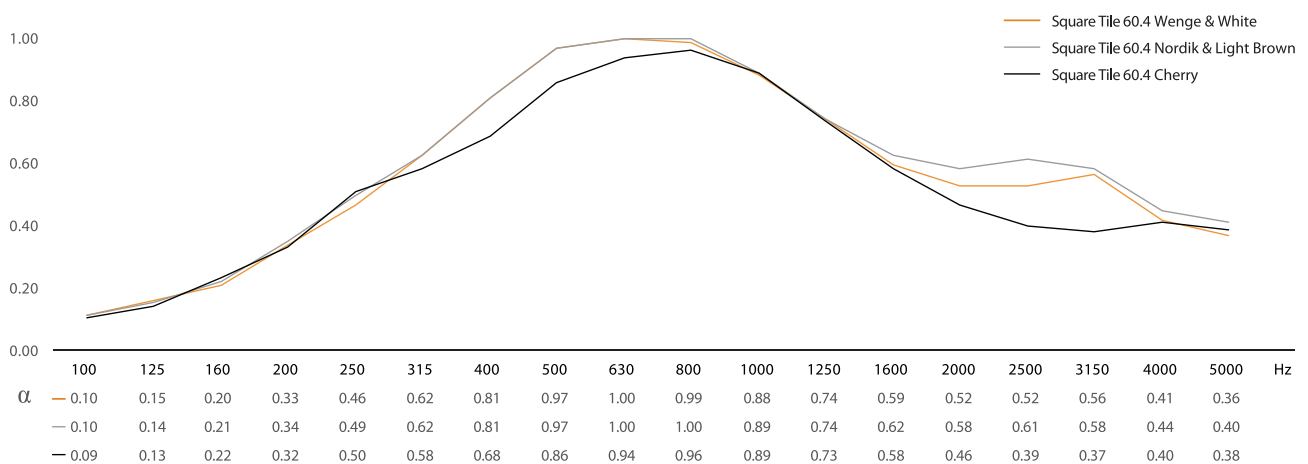
### Available Colors



## TECHNICAL DETAILS

Version	Design	Materials	Dimensions	Installation	Fire Rating	Function
Square Tile 60	<ul style="list-style-type: none"> <li>• 5 Wood Colors</li> <li>• 1 Foam Type</li> </ul>	<ul style="list-style-type: none"> <li>• Wood (MDF)</li> <li>• Foam (M1)</li> </ul>	<ul style="list-style-type: none"> <li>• 595 x 595 x 44 mm</li> <li>• 23.42" x 23.42" x 1.73"</li> </ul>	<ul style="list-style-type: none"> <li>• Flexi Glue / T-Bar</li> </ul>	<ul style="list-style-type: none"> <li>• M1 Euro Class E / US Class C</li> </ul>	<ul style="list-style-type: none"> <li>• Absorption</li> </ul>

## PERFORMANCE



Panels - Wall & Ceiling

# Super Bass Extreme MEL

Optimized for corner mounting, **Super Bass Extreme**'s elegant wooden front is based on Vicoustic's flagship Wavewood panel. This is combined with a membrane, two high-density foam layers and a micro-perforated rear panel, with 1mm holes, that acts as a Helmholtz resonator. Designed to provide effective low frequency absorptio. The wooden front panel has two functions, providing sufficient mid-high frequency absorption to control corner reflections without deadening the sound, while simultaneously acting as a diffuser. **Super Bass Extreme** is highly recommended for smaller rooms with low frequency issues. The panel can be used in different corner positions and its modular structure allows further units to be added as required. With an eye to interior design compatibility, **Super Bass Extreme** is available in six elegant wood finishes, in melamine fire retardant MDF, representing a new solution with an improved fire rating.



**Available Products:**

- Super Bass Extreme MEL

**Available Colors**

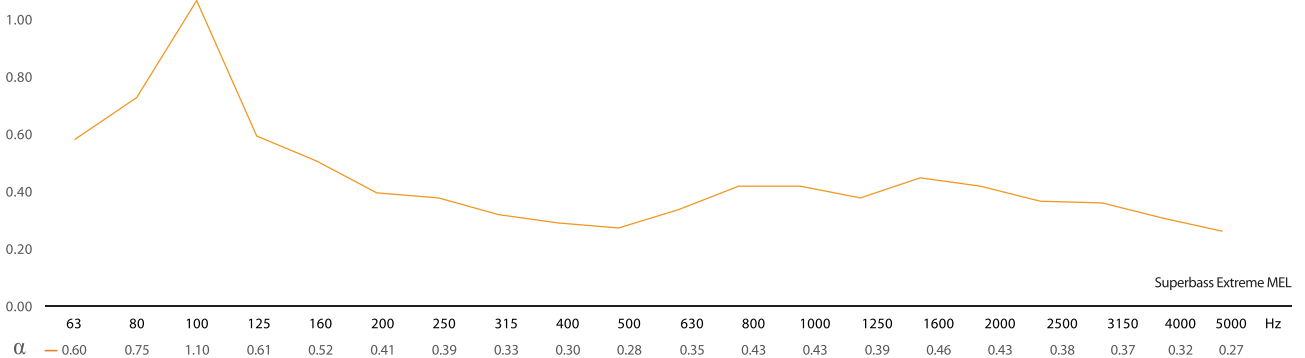
- Melamine



## TECHNICAL DETAILS

Version	Design	Materials	Dimensions	Installation	Fire Rating	Function
Super Bass Extreme MEL	• 6 Wood Colors	• Foam (M1) • Wood (Melamine)	• 595 x 595 x 160 mm • 23.42" x 23.42" x 6.29"	• Flexi Glue, stackers and mechanical	• Euro Class N/A / US Class A	• Bass Trap

## PERFORMANCE



# Suspended Baffle Premium

**Suspended Baffle** is excellent for reducing noise from machinery and other sound sources. It either partially or totally eliminates reflections and reverberation from the ceiling, or other surfaces. The absorption coefficient depends on the panel configuration, surface distance and panel distance per m2.


This Panel is available in two different thicknesses, two different foam types, eight different fabric colors, two fiberglass veil colors, available only for the tech version, and it has three different finishes: Pro version (foam only), FB version (fabric on front and back) and FBS version (fabric on front, back and sides)



### Available Products:

- Suspended Baffle 120.4 FB
- Suspended Baffle 120.4 FB Veil
- Suspended Baffle 120.6 FB
- Suspended Baffle 120.6 FB Veil
- Suspended Baffle 120.4 FBS
- Suspended Baffle 120.6 FBS

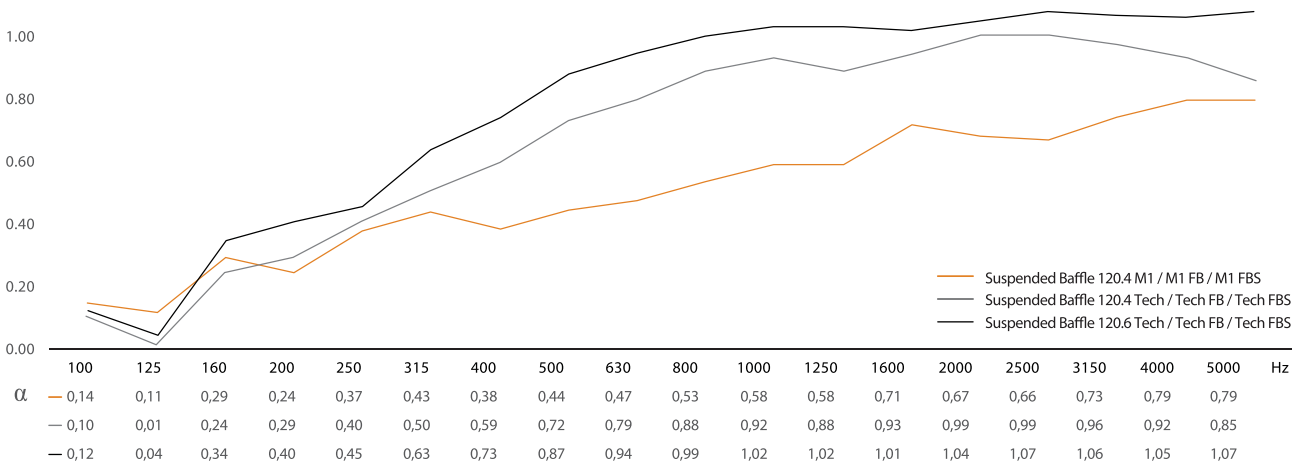
### Available Colors



## TECHNICAL DETAILS

Version	Design	Materials	Dimensions	Installation	Fire Rating	Function
Suspended Baffle 120.4 FB	• 8 Fabric Colors • 2 Foam Type	• Fabric • Foam (M1/Tech)	• 1195 x 595 x 40 mm • 47.04" x 23.42" x 1.57"	• Visuspension	• M1) Euro Class F / US Class N/A • Tech) Euro Class E / US Class N/A	• Absorption
Suspended Baffle 120.4 FB Veil	• 2 Veil Colors • 1 Foam Type	• Fiberglass • Foam (Tech)	• 1195 x 595 x 40 mm • 47.04" x 23.42" x 1.57"	• Visuspension	• Tech) Euro Class C-s2, d0 / US Class N/A	• Absorption
Suspended Baffle 120.6 FB	• 8 Fabric Colors • 2 Foam Type	• Fabric • Foam (M1/Tech)	• 1195 x 595 x 60 mm • 47.04" x 23.42" x 2.36"	• Visuspension	• M1) Euro Class F / US Class N/A • Tech) Euro Class E / US Class N/A	• Absorption
Suspended Baffle 120.6 Tech FB Veil	• 2 Veil Colors • 1 Foam Type	• Fiberglass • Foam (Tech)	• 1195 x 595 x 60 mm • 47.04" x 23.42" x 2.36"	• Visuspension	• Tech) Euro Class C-s2, d0 / US Class N/A	• Absorption
Suspended Baffle 120.4 FBS	• 8 Fabric Colors • 2 Foam Type	• Fabric • Foam (M1/Tech)	• 1200 x 600 x 40 mm • 47.24" x 23.62" x 1.57"	• Visuspension	• M1) Euro Class F / US Class N/A • Tech) Euro Class E / US Class B	• Absorption
Suspended Baffle 120.4 FBS Veil	• 2 Veil Colors • 1 Foam Type	• Fiberglass • Foam (Tech)	• 1200 x 600 x 40 mm • 47.24" x 23.62" x 1.57"	• Visuspension	• Tech) Euro Class C-s2, d0 / US Class N/A	• Absorption
Suspended Baffle 120.6 FBS	• 8 Fabric Colors • 2 Foam Type	• Fabric • Foam (M1/Tech)	• 1200 x 600 x 60 mm • 47.24" x 23.62" x 2.36"	• Visuspension	• M1) Euro Class F / US Class N/A • Tech) Euro Class E / US Class B	• Absorption
Suspended Baffle 120.6 Tech FBS Veil	• 2 Veil Colors • 1 Foam Type	• Fiberglass • Foam (Tech)	• 1200 x 600 x 60 mm • 47.24" x 23.62" x 2.36"	• Visuspension	• Tech) Euro Class C-s2, d0 / US Class N/A	• Absorption

## PERFORMANCE



# Unisquare BC

Designed for large areas, the **UniSquare** aims to leverage an existing and accessible technology by maximizing its potential at an acoustic and aesthetic level. Besides the advantages of using a typical false ceiling structure, placing Basotect® foam ensures the best sound absorption and provides greater fire resistance.

The **Unisquare BC** can be used with three different applications: clip-in system (ceiling and wall) and t-bar system (leveled or inner with 15mm or 24mm t-bar width). In the clip-in system the **Unisquare BC** is a panel with grooves along its entire periphery. These cut outs are designed to accommodate metal rails that will, by turn, connect to the standard metal profiles of the false ceiling. The metal rails are inserted manually on two opposite sides of the panel and when the panel is pressed against the metallic profiles it simply clips into place, guaranteeing a quick, clean and efficient assembly. For the t-bar system the panel can have lateral countersink in order to be leveled with the t-bar. The US version was specially developed to fit the standard ceiling T-Frame in the USA.

To provide acoustic absorption to this panel an accessorie foam must be purchased separately.

### Available Products:



- Unisquare BC
- Unisquare BC

### Available Colors

- Melamine



- Veil

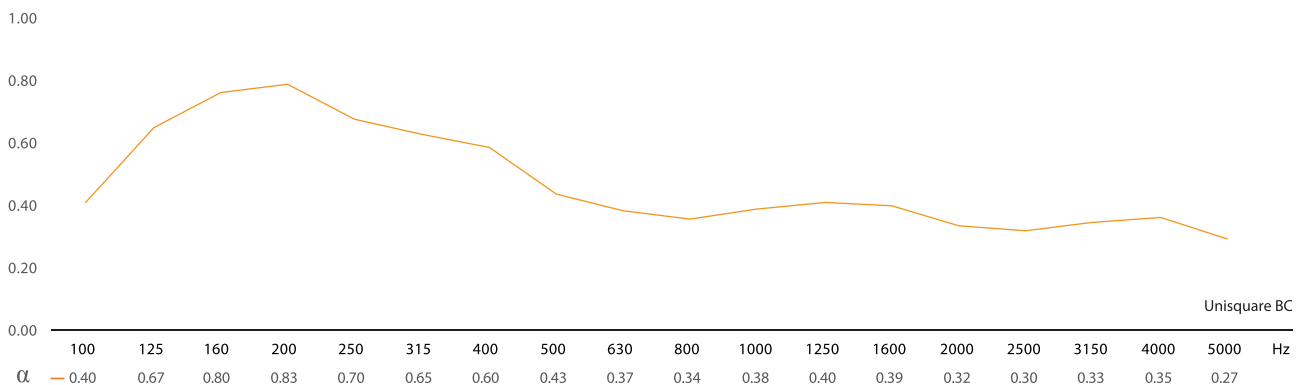


## TECHNICAL DETAILS

Version	Design	Materials	Dimensions	Installation	Fire Rating	Function
<b>Unisquare BC</b>	<ul style="list-style-type: none"> <li>• 6 Wood Colors</li> <li>• 2 Veil Colors</li> <li>• 2 T-Bar Finishes (Inner, Leveled)</li> <li>• Clip-in Available</li> </ul>	<ul style="list-style-type: none"> <li>• Wood (Melamine)</li> <li>• Fiberglass Veil</li> </ul>	<ul style="list-style-type: none"> <li>• <b>Clip-In</b> 600 x 600 x 10 mm 23.62 x 23.62" x 0.39"</li> <li>• <b>T-Bar</b> 595 x 595 x 10 mm 23.42 x 23.42" x 0.39"</li> </ul>	<ul style="list-style-type: none"> <li>• Clip-In System</li> <li>• T-Bar</li> </ul>	<ul style="list-style-type: none"> <li>• Euro Class B - s2, d0 / US Class N/A</li> </ul>	Absorption
<b>Unisquare BC US</b>	<ul style="list-style-type: none"> <li>• 6 Wood Colors</li> <li>• 2 Veil Colors</li> <li>• 2 T-Bar Finishes (Inner, Leveled)</li> <li>• Clip-in Available</li> </ul>	<ul style="list-style-type: none"> <li>• Wood (Melamine)</li> <li>• Fiberglass Veil</li> </ul>	<ul style="list-style-type: none"> <li>• <b>Clip-In</b> 23.62 x 23.62" x 0.39"</li> <li>• <b>T-Bar</b> 23.74 x 23.74" x 0.39"</li> </ul>	<ul style="list-style-type: none"> <li>• Clip-In System</li> <li>• US T-Bar</li> </ul>	<ul style="list-style-type: none"> <li>• Euro Class B - s2, d0 / US Class N/A</li> </ul>	Absorption

\* The US version was specially developed to fit the standard ceiling T-Frame in the USA.

## PERFORMANCE



Estimated Performance with a 200 mm air box



# Unisquare BC Tech

**Unisquare BC Tech** is primarily designed to absorb low and medium frequencies. Sound energy crosses through the perforated wooden surface and is absorbed by the foam material underneath. The perforated structure were studied in order to achieve an equal hole distance inside the panel and between panels, obtaining a more efficient Helmholtz Resonator.

Wood finishing is generally regarded as a noble surface treatment in architectural spaces, critical listening rooms and performance spaces such as concert halls and other venues. This version in angled tech foam and fire retardant MDF was built to achieve a strong and suitable product for the Building & Construction Market that has strong fire rating demands.

**Unisquare BC 60.6 Tech** can fit in standard 60 x 60 cm suspended ceiling frames.

The US version was specially developed to fit the standard ceiling T-Frame in the USA.



**Available Products:**

- Unisquare BC 60.6 Tech
- Unisquare BC 120.6 Tech
- Unisquare BC 60.6 Tech US
- Unisquare BC 120.6 Tech US

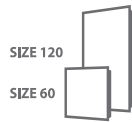
**Angled Edges**



**Available Colors**



**Available Sizes**

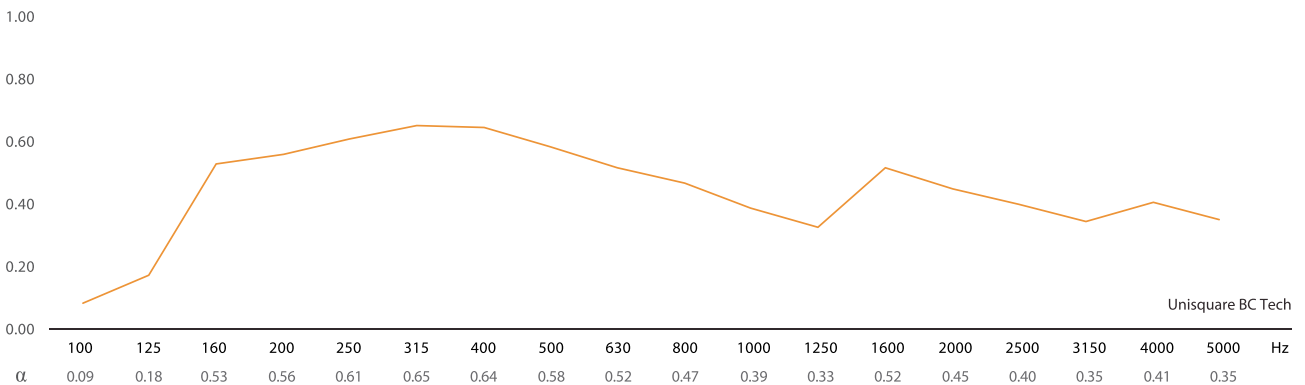


## TECHNICAL DETAILS

Version	Design	Materials	Dimensions	Installation	Fire Rating	Function
<b>Unisquare BC 60.6 Tech</b>	<ul style="list-style-type: none"> <li>• 6 Wood Colors</li> <li>• 1 Foam Type</li> <li>• Angled Edges</li> </ul>	<ul style="list-style-type: none"> <li>• Wood (Melamine)</li> <li>• Foam (Tech)</li> </ul>	<ul style="list-style-type: none"> <li>• 595 x 595 x 60 mm</li> <li>• 23.42" x 23.42" x 2.36"</li> </ul>	<ul style="list-style-type: none"> <li>• Flexi Glue / T-Bar</li> </ul>	<ul style="list-style-type: none"> <li>• Euro Class B-s2, d0 / US Class A</li> </ul>	<ul style="list-style-type: none"> <li>• Absorption</li> </ul>
<b>Unisquare BC 120.6 Tech</b>	<ul style="list-style-type: none"> <li>• 6 Wood Colors</li> <li>• 1 Foam Type</li> <li>• Angled Edges</li> </ul>	<ul style="list-style-type: none"> <li>• Wood (Melamine)</li> <li>• Foam (Tech)</li> </ul>	<ul style="list-style-type: none"> <li>• 1195 x 595 x 60 mm</li> <li>• 47.04" x 23.42" x 2.36"</li> </ul>	<ul style="list-style-type: none"> <li>• Flexi Glue / T-Bar</li> </ul>	<ul style="list-style-type: none"> <li>• Euro Class B-s2, d0 / US Class A</li> </ul>	<ul style="list-style-type: none"> <li>• Absorption</li> </ul>
<b>Unisquare BC 60.6 Tech US*</b>	<ul style="list-style-type: none"> <li>• 6 Wood Colors</li> <li>• 1 Foam Type</li> <li>• Angled Edges</li> </ul>	<ul style="list-style-type: none"> <li>• Wood (Melamine)</li> <li>• Foam (Tech)</li> </ul>	<ul style="list-style-type: none"> <li>• 23.74" x 23.74" x 2.36"</li> </ul>	<ul style="list-style-type: none"> <li>• Flexi Glue / UST-Bar</li> </ul>	<ul style="list-style-type: none"> <li>• US Class A</li> </ul>	<ul style="list-style-type: none"> <li>• Absorption</li> </ul>
<b>Unisquare BC 120.6 Tech US*</b>	<ul style="list-style-type: none"> <li>• 6 Wood Colors</li> <li>• 1 Foam Type</li> <li>• Angled Edges</li> </ul>	<ul style="list-style-type: none"> <li>• Wood (Melamine)</li> <li>• Foam (Tech)</li> </ul>	<ul style="list-style-type: none"> <li>• 47.71" x 23.74" x 2.36"</li> </ul>	<ul style="list-style-type: none"> <li>• Flexi Glue / UST-Bar</li> </ul>	<ul style="list-style-type: none"> <li>• US Class A</li> </ul>	<ul style="list-style-type: none"> <li>• Absorption</li> </ul>

\* The US version was specially developed to fit the standard ceiling T-Frame in the USA.

## PERFORMANCE





# Unisquare BC Tech MEL

**Unisquare BC Tech** is primarily designed to absorb low and medium frequencies. Sound energy crosses through the perforated wooden surface and is absorbed by the foam material underneath. The perforated structure were studied in order to achieve an equal hole distance inside the panel and between panels, obtaining a more efficient helmotz ressonator.

Wood finishing is generally regarded as a noble surface treatment in architectural spaces, critical listening rooms and performance spaces such as concert halls and other venues. This version in Tech foam and fire retardant MDF was built to achieve a strong and suitable product for the Building & Construction Market that has strong fire rating demands.

**Unisquare BC 60.4 Tech MEL** can fit in standard 60 x 60 cm suspended ceiling frames.

The US version was specially developed to fit the standard ceiling T-Frame in the USA.



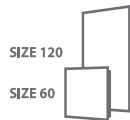
### Available Products:

- Unisquare BC 60.4 Tech MEL
- Unisquare BC 120.4 Tech MEL
- Unisquare BC 60.4 Tech MEL US
- Unisquare BC 120.4 Tech MEL US

### Available Colors



### Available Sizes

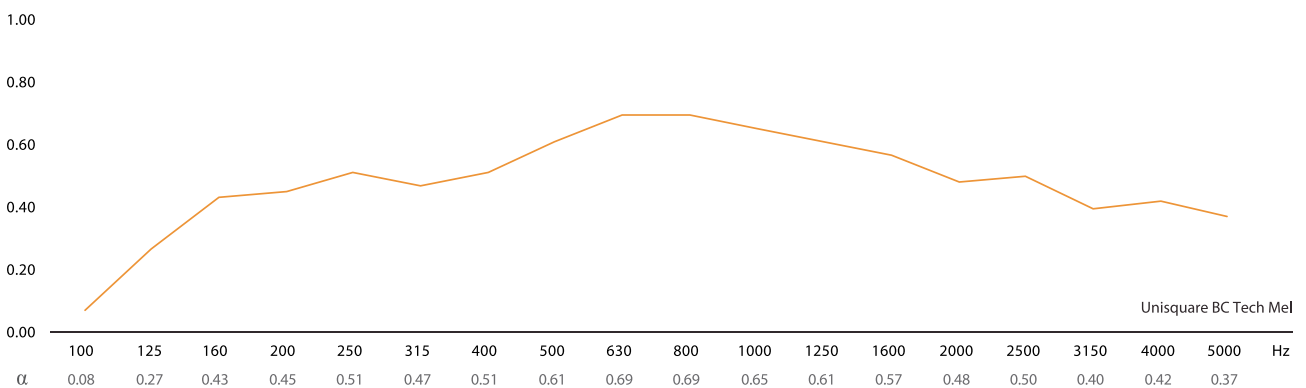


## TECHNICAL DETAILS

Version	Design	Materials	Dimensions	Installation	Fire Rating	Function
Unisquare BC 60.4 Tech MEL	• 6 Wood Colors • 1 Foam Type	• Wood (Melamine) • Foam (Tech)	• 595 x 595 x 40 mm • 23.42" x 23.42" x 1.57"	• Flexi Glue / T-Bar	• Euro Class B-s2, d0 / US Class A	• Absorption
Unisquare BC 120.4 Tech MEL	• 6 Wood Colors • 1 Foam Type	• Wood (Melamine) • Foam (Tech)	• 1195 x 595 x 40 mm • 47.04" x 23.42" x 1.57"	• Flexi Glue / T-Bar	• Euro Class B-s2, d0 / US Class A	• Absorption
Unisquare BC 60.4 Tech MEL *	• 6 Wood Colors • 1 Foam Type	• Wood (Melamine) • Foam (Tech)	• 23.74" x 23.74" x 1.57"	• Flexi Glue / UST-Bar	• US Class A	• Absorption
Unisquare BC 120.4 Tech MEL US *	• 6 Wood Colors • 1 Foam Type	• Wood (Melamine) • Foam (Tech)	• 47.71" x 23.74" x 1.57"	• Flexi Glue / UST-Bar	• US Class A	• Absorption

\* The US version was specially developed to fit the standard ceiling T-Frame in the USA.



## PERFORMANCE





# Unisquare BC Tech MD

**Unisquare BC Tech** is primarily designed to absorb low and medium frequencies. Sound energy crosses through the perforated wooden surface and is absorbed by the foam material underneath. The perforated structure were studied in order to achieve an equal hole distance inside the panel and between panels, obtaining a more efficient helmoltz ressonator. Wood finishing is generally regarded as a noble surface treatment in architectural spaces, critical listening rooms and performance spaces such as concert halls and other venues. This version is made of tech foam and fire retardant MDF with a lacquered paint in black or white and was built to achieve a strong and suitable product for the Building & Construction Market that has strong fire rating demands. **Unisquare BC 60.4 Tech MD** can fit in standard 60 x 60 cm suspended ceiling frames. The US version was specially developed to fit the standard ceiling T-Frame in the USA.



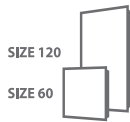
**Available Products:**

- Unisquare BC 60.4 Tech MD
- Unisquare BC 120.6 Tech MD
- Unisquare BC 60.4 Tech MD US
- Unisquare BC 120.4 Tech MD US

**Available Colors**



**Available Sizes**

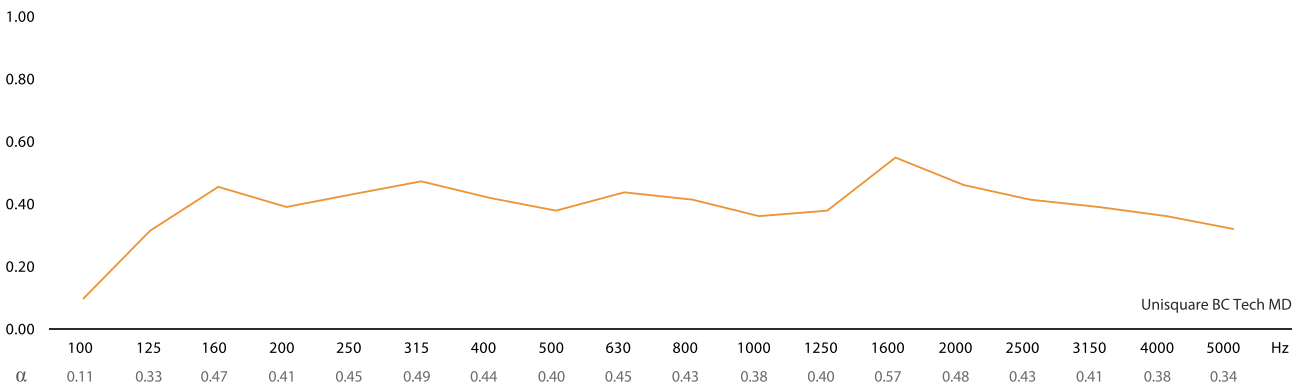


## TECHNICAL DETAILS

Version	Design	Materials	Dimensions	Installation	Fire Rating	Function
Unisquare BC 60.4 Tech MD	<ul style="list-style-type: none"> <li>• 2 Wood Colors</li> <li>• 1 Foam Type</li> <li>• 2 Veil colors</li> </ul>	<ul style="list-style-type: none"> <li>• Wood (Melamine)</li> <li>• Foam (Tech)</li> <li>• Fiberglass Veil</li> <li>• Fire Retardant Paint</li> </ul>	<ul style="list-style-type: none"> <li>• 595 x 595 x 40 mm</li> <li>• 23.42" x 23.42" x 1.57"</li> </ul>	<ul style="list-style-type: none"> <li>• Flexi Glue / T-Bar</li> </ul>	<ul style="list-style-type: none"> <li>• Euro Class N/A / US Class A</li> </ul>	<ul style="list-style-type: none"> <li>• Absorption</li> </ul>
Unisquare BC 120.4 Tech MD	<ul style="list-style-type: none"> <li>• 2 Wood Colors</li> <li>• 1 Foam Type</li> <li>• 2 Veil colors</li> </ul>	<ul style="list-style-type: none"> <li>• Wood (Melamine)</li> <li>• Foam (Tech)</li> <li>• Fiberglass Veil</li> <li>• Fire Retardant Paint</li> </ul>	<ul style="list-style-type: none"> <li>• 1195 x 595 x 40 mm</li> <li>• 47.04" x 23.42" x 1.57"</li> </ul>	<ul style="list-style-type: none"> <li>• Flexi Glue / T-Bar</li> </ul>	<ul style="list-style-type: none"> <li>• Euro Class N/A / US Class A</li> </ul>	<ul style="list-style-type: none"> <li>• Absorption</li> </ul>
Unisquare BC 60.4 Tech MD US *	<ul style="list-style-type: none"> <li>• 2 Wood Colors</li> <li>• 1 Foam Type</li> <li>• 2 Veil colors</li> </ul>	<ul style="list-style-type: none"> <li>• Wood (Melamine)</li> <li>• Foam (Tech)</li> <li>• Fiberglass Veil</li> <li>• Fire Retardant Paint</li> </ul>	<ul style="list-style-type: none"> <li>• 23.74" x 23.74" x 1.57"</li> </ul>	<ul style="list-style-type: none"> <li>• Flexi Glue / US T-Bar</li> </ul>	<ul style="list-style-type: none"> <li>• US Class A</li> </ul>	<ul style="list-style-type: none"> <li>• Absorption</li> </ul>
Unisquare BC 120.4 Tech MD US *	<ul style="list-style-type: none"> <li>• 2 Wood Colors</li> <li>• 1 Foam Type</li> <li>• 2 Veil colors</li> </ul>	<ul style="list-style-type: none"> <li>• Wood (Melamine)</li> <li>• Foam (Tech)</li> <li>• Fiberglass Veil</li> <li>• Fire Retardant Paint</li> </ul>	<ul style="list-style-type: none"> <li>• 47.71" x 23.74" x 1.57"</li> </ul>	<ul style="list-style-type: none"> <li>• Flexi Glue / US T-Bar</li> </ul>	<ul style="list-style-type: none"> <li>• US Class A</li> </ul>	<ul style="list-style-type: none"> <li>• Absorption</li> </ul>

\* The US version was specially developed to fit the standard ceiling T-Frame in the USA.



## PERFORMANCE



# Unisquare Pro

**Unisquare Pro Tech** is primarily designed to absorb low and medium frequencies. Sound energy crosses through the perforated wooden surface and is absorbed by the foam material underneath. The perforated structure were studied in order to achieve an equal hole distance inside the panel and between panels, obtaining a more efficient Helmholtz Resonator. Wood finishing is generally regarded as a noble surface treatment in architectural spaces, critical listening rooms and performance spaces such as concert halls and other venues. The use of tech foam allows the product to achieve an excellent fire rating, essential for the most demanding spaces in the Building & Construction market.

**Unisquare Pro 60.4 Tech** can fit in standard 60 x 60 cm suspended ceiling frames and the US version was specially developed to fit the standard ceiling T-Frame in the USA.



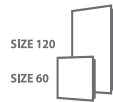
**Available Products:**

- Unisquare Pro 60.4 Tech
- Unisquare Pro 120.4 Tech
- Unisquare Pro 60.4 Tech US
- Unisquare Pro 120.4 Tech US

**Available Colors**



**Available Sizes**



## TECHNICAL DETAILS



| Design



| Materials



| Dimensions



| Installation



| Fire Rating

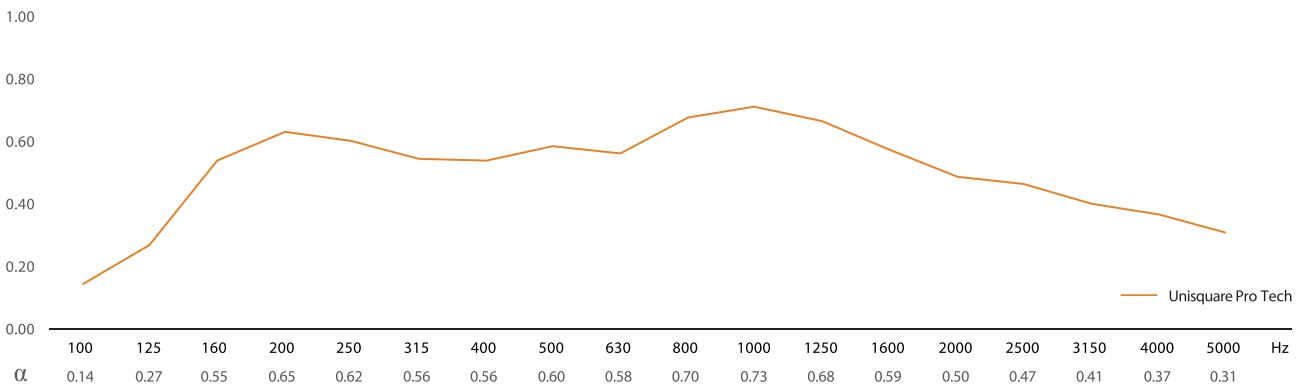


| Function

	Design	Materials	Dimensions	Installation	Fire Rating	Function
<b>Unisquare Pro 60.4 Tech</b>	<ul style="list-style-type: none"> <li>• 5 Wood Colors</li> <li>• 2 Veil colors</li> <li>• 1 Foam Type</li> </ul>	<ul style="list-style-type: none"> <li>• Wood (MDF)</li> <li>• Fiberglass Veil</li> <li>• Foam (Tech)</li> </ul>	<ul style="list-style-type: none"> <li>• 595 x 595 x 44 mm</li> <li>• 23.42" x 23.42" x 1.73"</li> </ul>	<ul style="list-style-type: none"> <li>• Flexi Glue / T-Bar</li> </ul>	<ul style="list-style-type: none"> <li>• Tech Euro Class N/A / US Class C</li> </ul>	<ul style="list-style-type: none"> <li>• Absorption</li> </ul>
<b>Unisquare Pro 120.4 Tech</b>	<ul style="list-style-type: none"> <li>• 5 Wood Colors</li> <li>• 2 Veil colors</li> <li>• 1 Foam Type</li> </ul>	<ul style="list-style-type: none"> <li>• Wood (MDF)</li> <li>• Fiberglass Veil</li> <li>• Foam (Tech)</li> </ul>	<ul style="list-style-type: none"> <li>• 1195 x 595 x 44 mm</li> <li>• 47.04" x 23.42" x 1.73"</li> </ul>	<ul style="list-style-type: none"> <li>• Flexi Glue / T-Bar</li> </ul>	<ul style="list-style-type: none"> <li>• Tech Euro Class N/A / US Class C</li> </ul>	<ul style="list-style-type: none"> <li>• Absorption</li> </ul>
<b>Unisquare Pro 60.4 Tech US *</b>	<ul style="list-style-type: none"> <li>• 5 Wood Colors</li> <li>• 2 Veil colors</li> <li>• 1 Foam Type</li> </ul>	<ul style="list-style-type: none"> <li>• Wood (MDF)</li> <li>• Fiberglass Veil</li> <li>• Foam (Tech)</li> </ul>	<ul style="list-style-type: none"> <li>• 23.74" x 23.74" x 1.73"</li> </ul>	<ul style="list-style-type: none"> <li>• Flexi Glue / US T-Bar</li> </ul>	<ul style="list-style-type: none"> <li>• Tech US Class C</li> </ul>	<ul style="list-style-type: none"> <li>• Absorption</li> </ul>
<b>Unisquare Pro 120.4 Tech US *</b>	<ul style="list-style-type: none"> <li>• 5 Wood Colors</li> <li>• 2 Veil colors</li> <li>• 1 Foam Type</li> </ul>	<ul style="list-style-type: none"> <li>• Wood (MDF)</li> <li>• Fiberglass Veil</li> <li>• Foam (Tech)</li> </ul>	<ul style="list-style-type: none"> <li>• 47.71" x 23.74" x 1.73"</li> </ul>	<ul style="list-style-type: none"> <li>• Flexi Glue / US T-Bar</li> </ul>	<ul style="list-style-type: none"> <li>• Tech US Class C</li> </ul>	<ul style="list-style-type: none"> <li>• Absorption</li> </ul>

\* The US version was specially developed to fit the standard ceiling T-Frame in the USA.

## PERFORMANCE



# Vari Panel Pro Tech

The **Vari Panel Pro Tech** allows you the option of adjusting your room acoustics to create a dry recording environment, a bright ambient space, but without the hassle of storing the wooden panel when not in use. The simple wall suspension system allows the panel to be simply turned and quickly attached to the wall.

The **Vari Panel Pro Tech** combines two different acoustic performances in one panel: on one side a reflective wooden surface with specially designed cavities that effectively controls the rooms energy for a mid and high frequency range, by avoiding flutter echoes produced by parallel walls and "boxy" environments; and on the other side a high absorbent foam with a colored fabric cover, also with specially designed cavities that increases the absorbent behavior of the material for mid and high frequencies. This panel is designed to change the acoustics of a room, making it more or less bright by adjusting the RT in the mid and high frequency range, Based on the same ARCS research model as Wave Wood, the **Vari Panel Pro's** innovative design is currently the best, affordable solution in the variable acoustics market. This Tech version was made to achieve a better fire rating performance in order to be a B&C competitive product.

### Available Products:

- Vari Panel Pro Tech

### Available Colors


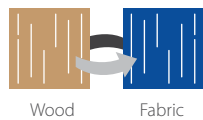
• Wood

WT	FD	LB	CH	WB
----	----	----	----	----

• Fabric

04	22	29	82	87	92	99	116
----	----	----	----	----	----	----	-----

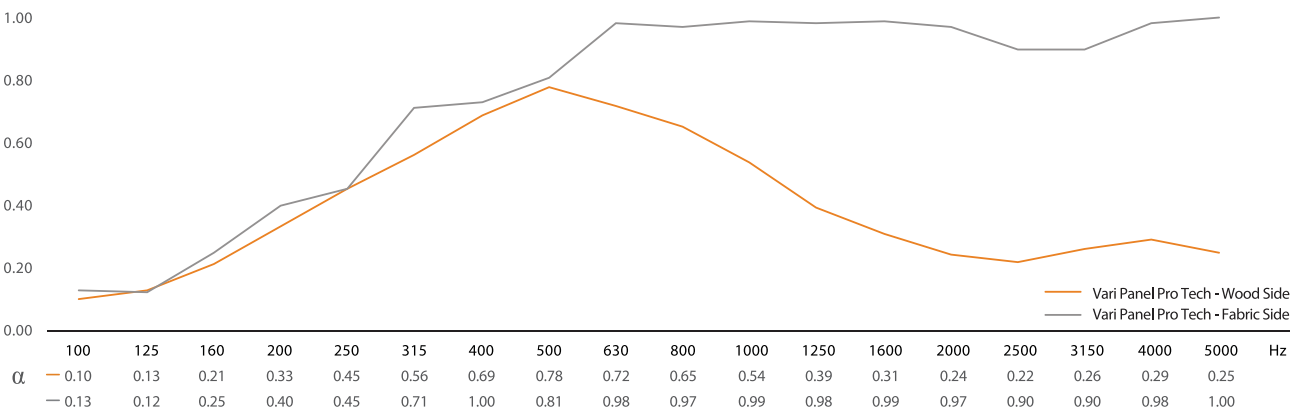
### Two side Panel



## TECHNICAL DETAILS


Version	Design	Materials	Dimensions	Installation	Fire Rating	Function
Vari Panel Pro Tech	<ul style="list-style-type: none"> <li>• 8 Fabric Colors</li> <li>• 5 Wood Colors</li> <li>• 1 Foam Type</li> </ul>	<ul style="list-style-type: none"> <li>• Foam (Tech)</li> <li>• Fabric</li> <li>• Wood (MDF)</li> </ul>	<ul style="list-style-type: none"> <li>• 600 x 600 x 44 mm</li> <li>• 23.62" x 23.62" x 1.73"</li> </ul>	<ul style="list-style-type: none"> <li>• Wall Suspension System</li> </ul>	<ul style="list-style-type: none"> <li>• Euro Class N/A / US Class C</li> </ul>	<ul style="list-style-type: none"> <li>• Absorption</li> </ul>

## PERFORMANCE



# VDA Plain & P2

Based on a product very often used in large industrial/public spaces, Vicoustic has launched an innovative acoustic product for false ceilings. The innovation here lies on maximizing the potential of an already existent product giving him acoustic properties. Each lamella has basotect foam glued in the interior face, which allows the product to have acoustic properties, rather than just be a common false ceiling application. This set meets an excellent fire rating, achieving an Euroclass B classification thanks to basotect melamine resin foam (lamellas individually are Euroclass A1). The vertical lamellas **VDA** are commonly used in public spaces like airports, waiting rooms, hangars and others. The installation process is easy and quick to assemble as you just need to fit the lamellas in the standard support structure. The support profile is designed with marks, to fit the lamellas, with 50mm spacing which allows for many configurations and acoustic performances.

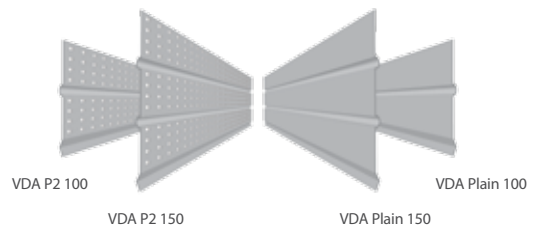



### Available Products:

- VDA Plain 100
- VDA Plain 150
- VDA P2 100
- VDA P2 150

### Available Colors

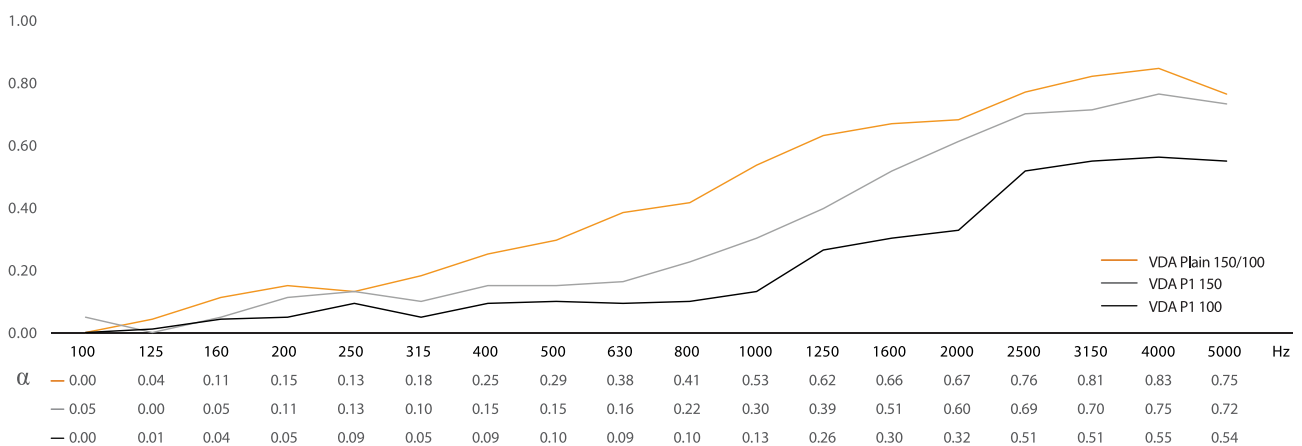
- Metal  White  Grey  Black



## TECHNICAL DETAILS

Version	Design	Materials	Dimensions	Installation	Fire Rating	Function
VDA Plain 100	• 3 Metal Colors • 1 Foam Type	• Metal • Foam (Tech)	• 1200 x 100 x 20 mm • 47.24" x 3.93" x 0.78"	• Mechanical	• Euro Class B-s1, d0 / US Class A	• Absorption
VDA Plain 150	• 3 Metal Colors • 1 Foam Type	• Metal • Foam (Tech)	• 1200 x 150 x 20 mm • 47.24" x 5.90" x 0.78"	• Mechanical	• Euro Class B-s1, d0 / US Class A	• Absorption
VDA P2 100	• 3 Metal Colors • 1 Foam Type	• Metal • Foam (Tech)	• 1200 x 100 x 20 mm • 47.24" x 3.93" x 0.78"	• Mechanical	• Euro Class B-s1, d0 / US Class A	• Absorption
VDA P2 150	• 3 Metal Colors • 1 Foam Type	• Metal • Foam (Tech)	• 1200 x 150 x 20 mm • 47.24" x 5.90" x 0.78"	• Mechanical	• Euro Class B-s1, d0 / US Class A	• Absorption

## PERFORMANCE



# Vimetal P1 & P2

Designed for large areas, this product aims to leverage an existing and accessible technology, maximizing its potential at an acoustic level. Being a 100% metallic structure the fire rating advantage is obvious, reaching an Euroclass A1 classification. Joining Basotect® foam, Euroclass B, it is possible to have a very efficient set not only in terms of fire rating but also acoustically.

There are two versions of the panel in terms of geometry. The panel could be perforated (P1), with 25% open area, or microperforated (P2), with 11% open area.

**Vimetal** it's available in three different pre-laquered colours: white, black and grey. All the panels have a non-woven black veil behind. Vimetal is available with different installation systems: clip-in, T-Bar 15mm (leveled and drooped) and T-Bar 24 mm (leveled and drooped).






### Available Products:

- Vimetal P1
- Vimetal P2

### Available Colors

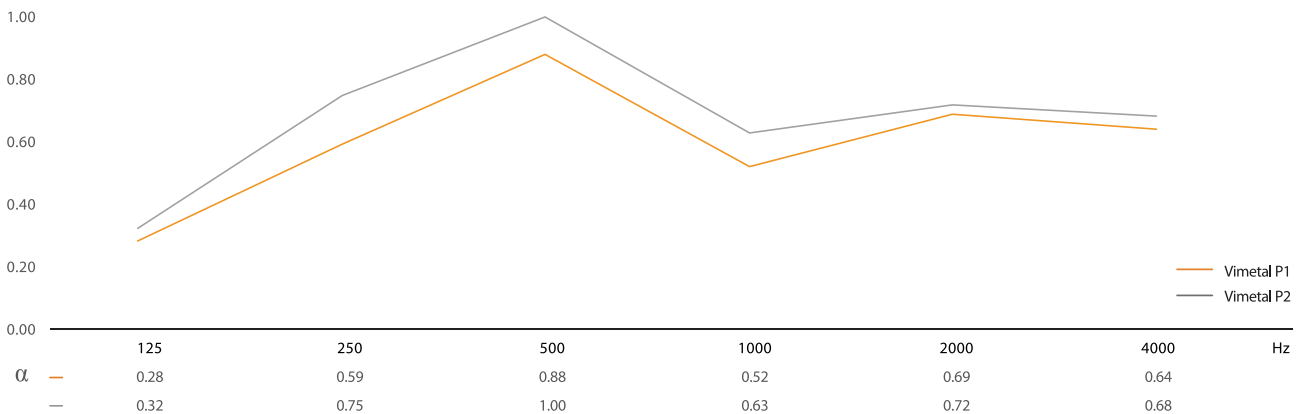
- Metal
  - White
  - Grey
  - Black
- Veil
  - White
  - Black



## TECHNICAL DETAILS

Version	Design	Materials	Dimensions	Installation	Fire Rating	Function
Vimetal P1/P2	<ul style="list-style-type: none"> <li>• 3 metal colors</li> <li>• 2 perforation (P1, P2)</li> <li>• 2 T-bar finishes (Drop, Leveled)</li> <li>• Clip-in system available</li> </ul>	<ul style="list-style-type: none"> <li>• Fiberglass Veil</li> <li>• Foam (Tech)</li> <li>• Metal</li> </ul>	<ul style="list-style-type: none"> <li>• T-bar) 595 x 595 x 20 mm 23.42" x 23.42" x 0.78"</li> <li>• Clip-in) 600 x 600 x 30 mm 23.62" x 23.62" x 1.18"</li> </ul>	<ul style="list-style-type: none"> <li>• T-Bar 15 &amp; 24</li> <li>• Clip-in</li> </ul>	<ul style="list-style-type: none"> <li>• Euro Class A1 / US Class A</li> </ul>	<ul style="list-style-type: none"> <li>• Absorption</li> </ul>

## PERFORMANCE



# Visquare 60.4 V2

**Visquare** is designed to perform on medium and high frequencies giving an absorption effect. The effect occurs when sound energy passes through the perforated foam.

Vicoustic's research has revealed that perforated foam performs better compared with standard cut foam. A perforated, 40mm thick panel gives the same results as a 70 mm thick standard panel. This is because in addition to increasing the surface absorption, it also works as a sound trap. **Visquare's** holes are specifically designed to line-aris the absorption coefficient spectrum.


**Visquare** is designed for spaces with a demanding acoustic environment. The high acoustic performance of the **Visquare** acoustic panel is due to its open-cell and perforated surface. This acoustic panel is excellent for absorbing reverberations caused by multiple sound reflections on surfaces. Such reverberations can increase loudness, making music or speech less perceptible, and thus obtrusive to a theater audience for example.

### Available Products:







- Visquare Pro 60.4 Premium
- Visquare Pro 60.4 Tech Premium
- Visquare Pro 60.4 Tech Veil Black
- Visquare Pro 60.4 Tech

### Available Colors

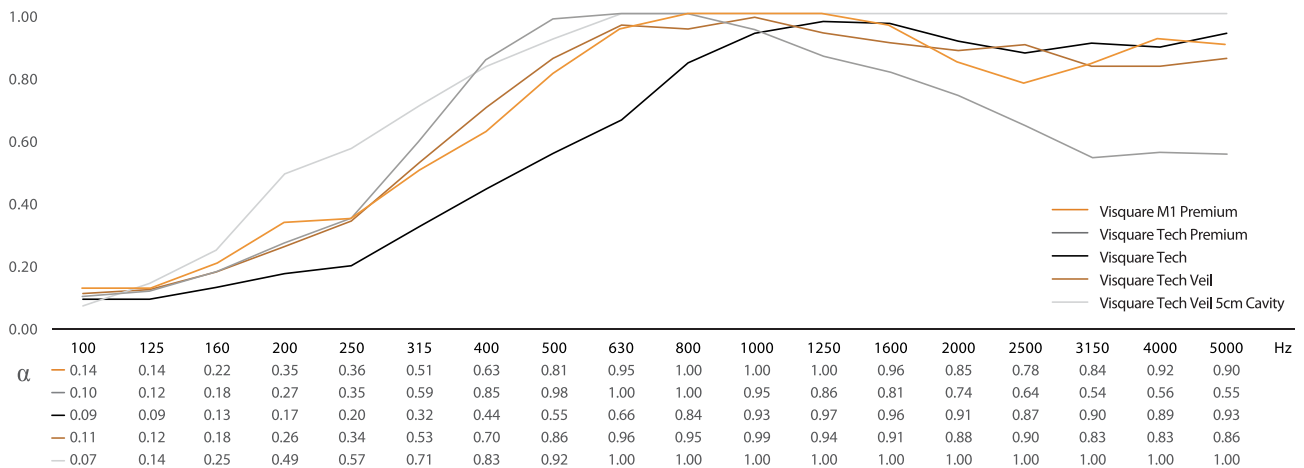
- Fabric
  - 04
  - 22
  - 29
  - 82
  - 82
  - 92
  - 99
  - 116
- Veil
  - Black



## TECHNICAL DETAILS

	 Design	 Materials	 Dimensions	 Installation	 Fire Rating	 Function
<b>Visquare 60.4 Premium</b>	• 8 Fabric Colors • 2 Foam Type	• Fabric • Foam (M1/Tech)	• 595 x 595 x 40 mm • 23.42" x 23.42" x 1.57"	• Flexi Glue / T-Bar	• M1) Euro Class F / US Class B • Tech) Euro Class E / US Class B	• Absorption
<b>Visquare 60.4 Veil Black</b>	• Black Veil • 1 Foam Type	• FiberGlass Veil • Foam (Tech)	• 595 x 595 x 40 mm • 23.42" x 23.42" x 1.57"	• Flexi Glue / T-Bar	• Tech) Euro Class C-s2, d0 / US Class N/A	• Absorption
<b>Visquare 60.4 Tech</b>	• 1 Foam Type	• Foam (Tech)	• 595 x 595 x 40 mm • 23.42" x 23.42" x 1.57"	• Flexi Glue / T-Bar	• Tech) Euro Class C-s2, d0 / US Class N/A	• Absorption

## PERFORMANCE





# Visquare Pro 60.4

**Visquare** is designed to perform on medium and high frequencies giving an absorption effect. The effect occurs when sound energy passes through the perforated foam.

**Vicoustic's** research has revealed that perforated foam performs better compared with standard cut foam. A perforated, 40mm thick panel gives the same results as a 70 mm thick standard panel. This is because in addition to increasing the surface absorption, it also works as a sound trap. **Visquare's** holes are specifically designed to line-raise the absorption coefficient spectrum.

**Visquare** is designed for spaces with a demanding acoustic environment. The high acoustic performance of the Visquare acoustic panel is due to its open-cell and perforated surface. This acoustic panel is excellent for absorbing reverberations caused by multiple sound reflections on surfaces. Such reverberations can increase loudness, making music or speech less perceptible, and thus obtrusive to a theater audience for example.



### Available Products:

- Visquare Pro 60.4 Premium
- Visquare Pro 60.4 Tech Premium
- Visquare Pro 60.4 Tech Veil Black
- Visquare Pro 60.4 Tech

### Available Colors

- Fabric
  - 04
  - 22
  - 29
  - 02
  - 07
  - 02
  - 99
  - 116
- Veil
  - Black

## TECHNICAL DETAILS



| Design



| Materials



| Dimensions



| Installation



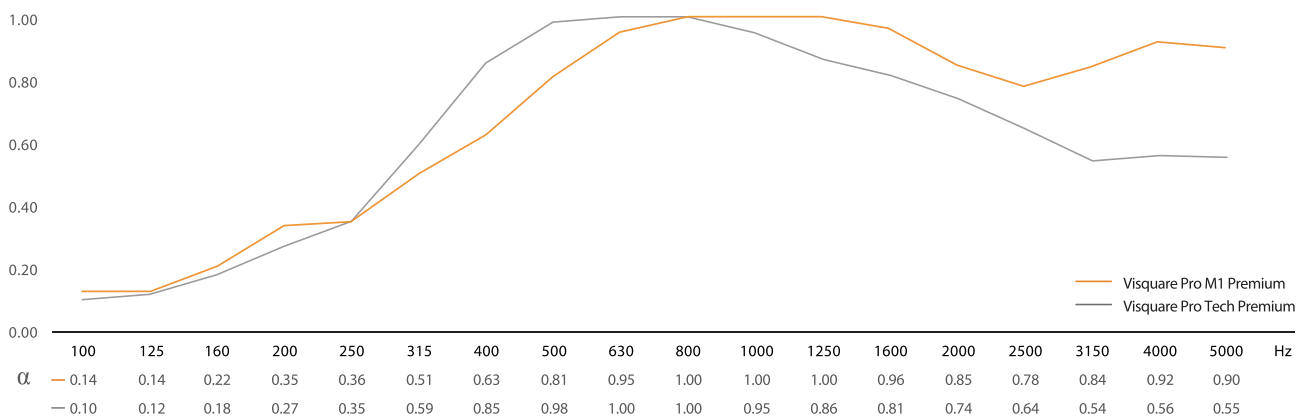
| Fire Rating



| Function

	Design	Materials	Dimensions	Installation	Fire Rating	Function
<b>Visquare Pro 60.4 Premium</b>	<ul style="list-style-type: none"> <li>• 8 Fabric Colors</li> <li>• 2 Foam Type</li> </ul>	<ul style="list-style-type: none"> <li>• Fabric</li> <li>• Foam (M1/Tech)</li> </ul>	<ul style="list-style-type: none"> <li>• 595 x 595 x 40 mm</li> <li>• 23.42" x 23.42" x 1.57"</li> </ul>	<ul style="list-style-type: none"> <li>• Flexi Glue / T-Bar</li> </ul>	<ul style="list-style-type: none"> <li>• M1) Euro Class F / US Class B</li> <li>• Tech) Euro Class E / US Class B</li> </ul>	<ul style="list-style-type: none"> <li>• Absorption</li> </ul>
<b>Visquare Pro 60.4 Veil Black</b>	<ul style="list-style-type: none"> <li>• Black Veil</li> <li>• 1 Foam Type</li> </ul>	<ul style="list-style-type: none"> <li>• FiberGlass Veil</li> <li>• Foam (Tech)</li> </ul>	<ul style="list-style-type: none"> <li>• 595 x 595 x 40 mm</li> <li>• 23.42" x 23.42" x 1.57"</li> </ul>	<ul style="list-style-type: none"> <li>• Flexi Glue / T-Bar</li> </ul>	<ul style="list-style-type: none"> <li>• Tech) Euro Class C-s2, d0 / US Class N/A</li> </ul>	<ul style="list-style-type: none"> <li>• Absorption</li> </ul>
<b>Visquare Pro 60.4 Tech</b>	<ul style="list-style-type: none"> <li>• 1 Foam Type</li> </ul>	<ul style="list-style-type: none"> <li>• Foam (Tech)</li> </ul>	<ul style="list-style-type: none"> <li>• 595 x 595 x 40 mm</li> <li>• 23.42" x 23.42" x 1.57"</li> </ul>	<ul style="list-style-type: none"> <li>• Flexi Glue / T-Bar</li> </ul>	<ul style="list-style-type: none"> <li>• Tech) Euro Class C-s2, d0 / US Class N/A</li> </ul>	<ul style="list-style-type: none"> <li>• Absorption</li> </ul>

## PERFORMANCE



Panels - Wall & Ceiling

# Vixagon Tech

The Vixagon Tech Premium consists of acoustic foam with high resistance fire rating (Euroclass B), and a Vicoustic cover with 8 different colors, providing a wide range of applications in the aesthetic point of view. The Vixagon Mini 40 Tech Premium is a shorter version from the Vixagon 40 Tech Premium and has been specially developed to be used in restaurants, offices and meeting rooms, combining acoustic efficiency and an elegant appearance. It is designed to perform mainly on medium and high frequencies, providing a cost-effective solution for ceilings and walls.




**Available Products:**

- Vixagon 40 Tech Premium
- Vixagon 40 Mini Tech Premium
- Vixagon 40 Tech Veil
- Vixagon 40 Mini Tech Veil

**Available Colors**

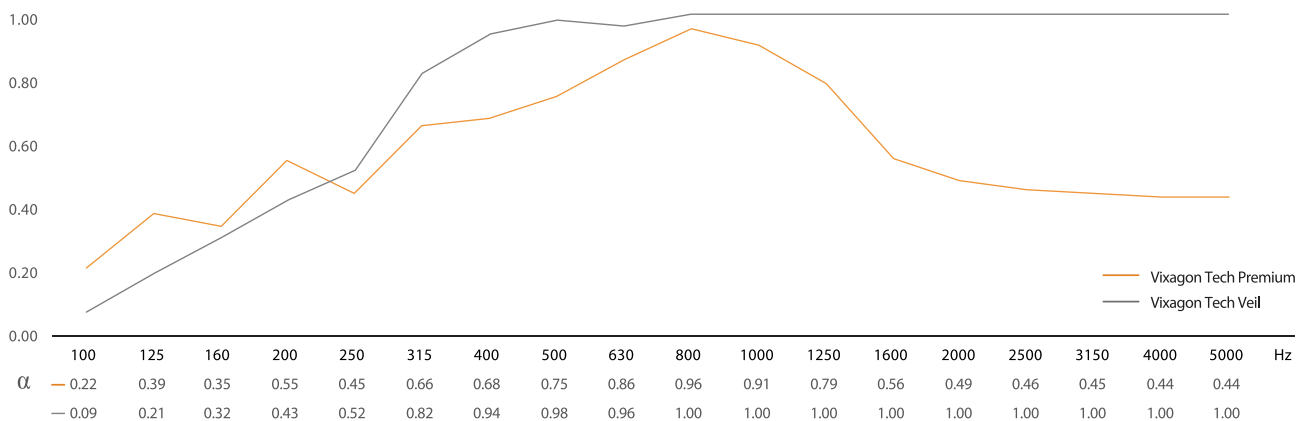
- Fabric
  - 04
  - 22
  - 29
  - 03
  - 07
  - 92
  - 99
  - 116
- Veil
  - White
  - Black



## TECHNICAL DETAILS

Version	Design	Materials	Dimensions	Installation	Fire Rating	Function
Vixagon 40 Tech Premium	• 8 Fabric Colors • 1 Foam Type	• Fabric • Foam (Tech)	• 695 x 605 x 40 mm • 27.36" x 23.81" x 1.57"	• Flexi Glue	• Euro Class E / US Class B	• Absorption
Vixagon 40 Mini Tech Premium	• 8 Fabric Colors • 1 Foam Type	• Fabric • Foam (Tech)	• 350 x 300 x 40 mm • 13.77" x 11.81" x 1.57"	• Flexi Glue	• Euro Class E / US Class B	• Absorption
Vixagon 40 Tech Veil	• 2 Veil Colors • 1 Foam Type	• Fiberglass Veil • Foam (Tech)	• 695 x 605 x 40 mm • 27.36" x 23.81" x 1.57"	• Flexi Glue	• Euro Class C-S2,d0 / US Class N/A	• Absorption
Vixagon Mini Tech Veil	• 2 Veil Colors • 1 Foam Type	• Fiberglass Veil • Foam (Tech)	• 350 x 300 x 40 mm • 13.77" x 11.81" x 1.57"	• Flexi Glue	• Euro Class C-S2,d0 / US Class N/A	• Absorption

## PERFORMANCE






# Viwash

**Viwash** is a closed cell polyethylene foam which has cells that are subsequently opened through the manufacturing process, resulting in a highly efficient sound absorbent material with many unique features such as:

- Superior Noise Control, by absorbing noise rather than just reflecting noise back, Viwash laminated PE foam is an excellent alternative to many noise barrier materials currently used. Viwash foam exhibits some of the best sound absorbing properties available today;
- Resilient to Water and Humidity: one of the key features of Viwash foam is the ability to remain almost unaltered when exposed to water or humidity, the product's acoustic performance remains consistent;
- Flame Retardant Viwash is a flame retardant product and has been tested under various criteria for transportation, automotive, appliance, electronics and construction. The product has been approved in accordance with DIN 4102-1 Class B1 and EN-13501 Class B.



### Available Products:

- Viwash 120.4

### Available Colors

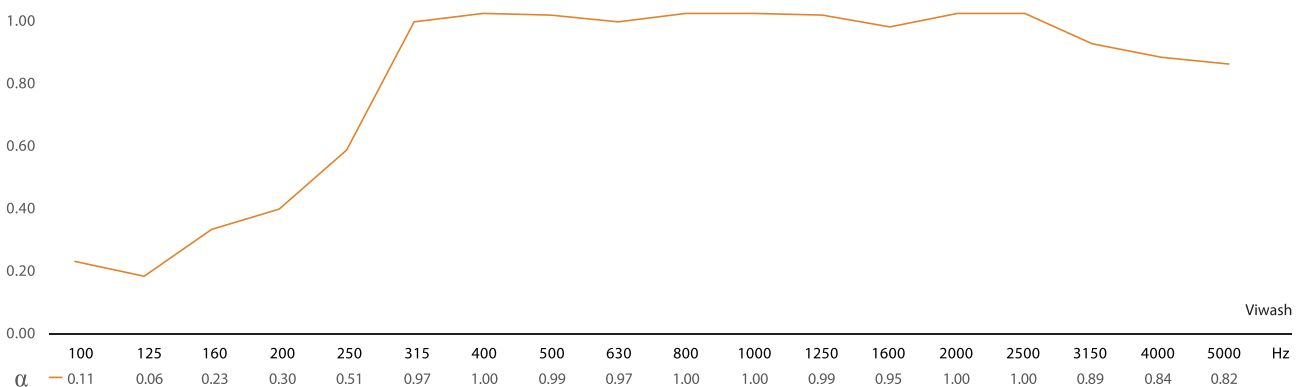
- Foam



## TECHNICAL DETAILS

Version	Design	Materials	Dimensions	Installation	Fire Rating	Function
Viwash 120.4	<ul style="list-style-type: none"> <li>• Flat Surface</li> <li>• 2 Foam Colors</li> </ul>	<ul style="list-style-type: none"> <li>• Foam (Polyethylene)</li> </ul>	<ul style="list-style-type: none"> <li>• 1195 x 595 x 43 mm</li> <li>• 47.04" x 23.42" x 1.69"</li> </ul>	<ul style="list-style-type: none"> <li>• Flexi Glue / Visuspention</li> </ul>	<ul style="list-style-type: none"> <li>• Euro Class B - s1, d0 / US Class A</li> </ul>	<ul style="list-style-type: none"> <li>• Absorption</li> </ul>

## PERFORMANCE




# Waveline BC

Designed for large areas, the **Waveline BC** aims to leverage an existing and accessible technology by maximizing its potential at an acoustic and aesthetic level. Besides the advantages of using a typical false ceiling structure, placing Basotect® foam ensures the best sound absorption and provides greater fire resistance.

The **Waveline BC** can be used with three different applications: clip-in system (ceiling and wall) and t-bar system (leveled or inner with 15mm or 24mm t-bar width). In the clip-in system the Unisquare BC is a panel with grooves along its entire periphery. These cut outs are designed to accommodate metal rails that will, by turn, connect to the standard metal profiles of the false ceiling. The metal rails are inserted manually on two opposite sides of the panel and when the panel is pressed against the metallic profiles it simply clips into place, guaranteeing a quick, clean and efficient assembly. For the t-bar system the panel can have lateral countersink in order to be leveled with the t-bar.

To provide acoustic absorption to this panel an accessorie foam must be purchased separately.



### Available Products:

- Waveline BC
- Waveline BC US

### Available Colors

- Melamine



- Veil

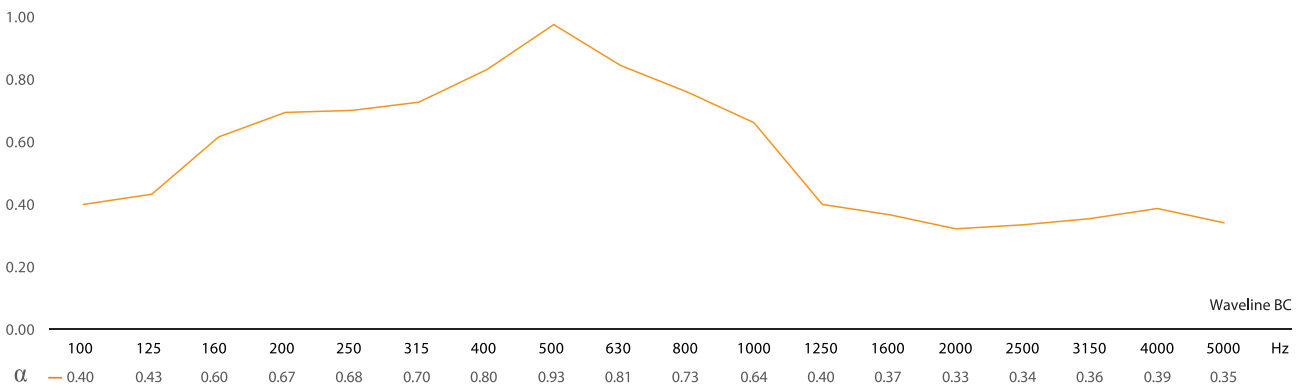


## TECHNICAL DETAILS

Version	Design	Materials	Dimensions	Installation	Fire Rating	Function
<b>Waveline BC</b>	<ul style="list-style-type: none"> <li>• 6 Wood Colors</li> <li>• 2 Veil Colors</li> <li>• 2 T-Bar Finishes (Inner, Leveled)</li> <li>• Clip-in Available</li> </ul>	<ul style="list-style-type: none"> <li>• Wood (Melamine)</li> <li>• Fiberglass Veil</li> </ul>	<ul style="list-style-type: none"> <li>• <b>Clip-In</b> 600 x 600 x 10 mm 23.62 x 23.62" x 0.39"</li> <li>• <b>T-Bar</b> 595 x 595 x 10 mm 23.42 x 23.42" x 0.39"</li> </ul>	<ul style="list-style-type: none"> <li>• Clip-In System</li> <li>• T-Bar</li> </ul>	<ul style="list-style-type: none"> <li>• Euro Class B - s2, d0 / US Class N/A</li> </ul>	Absorption
<b>Waveline BC US</b>	<ul style="list-style-type: none"> <li>• 6 Wood Colors</li> <li>• 2 Veil Colors</li> <li>• 2 T-Bar Finishes (Inner, Leveled)</li> <li>• Clip-in Available</li> </ul>	<ul style="list-style-type: none"> <li>• Wood (Melamine)</li> <li>• Fiberglass Veil</li> </ul>	<ul style="list-style-type: none"> <li>• <b>Clip-In</b> 23.62 x 23.62" x 0.39"</li> <li>• <b>T-Bar</b> 23.74 x 23.74" x 0.39"</li> </ul>	<ul style="list-style-type: none"> <li>• Clip-In System</li> <li>• UST-Bar</li> </ul>	<ul style="list-style-type: none"> <li>• Euro Class B - s2, d0 / US Class N/A</li> </ul>	Absorption

\* The US version was specially developed to fit the standard ceiling T-Frame in the USA.

## PERFORMANCE



\*Estimated Performance with a 200 mm air box

# Waveline BC Tech

**Waveline BC Tech** is primarily designed to absorb medium frequencies, with a very interesting behavior at low frequencies. Sound energy crosses through the perforated wooden surface and is absorbed by the foam material underneath. The perforated structure is based on MLS sequences, with different behavior along the panel, thanks to the different height of each rip.

Wood finishing is generally regarded as a noble surface treatment in architectural spaces, critical listening rooms and performance spaces such as concert halls and other venues. This version in angled Tech foam and fire retardant MDF was built to achieve a strong and suitable product for the Building & Construction Market that has strong fire rating demands.


**Waveline BC 60.6 Tech** can fit in standard 60 x 60 cm suspended ceiling frames.

The US version was specially developed to fit the standard ceiling T-Frame in the USA.

**Available Products:**

- Waveline BC 60.6 Tech
- Waveline BC 120.6 Tech
- Waveline BC 60.6 Tech US
- Waveline BC 120.6 Tech US



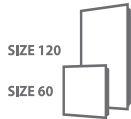
**Angled Edges**



**Available Colors**



**Available Sizes**

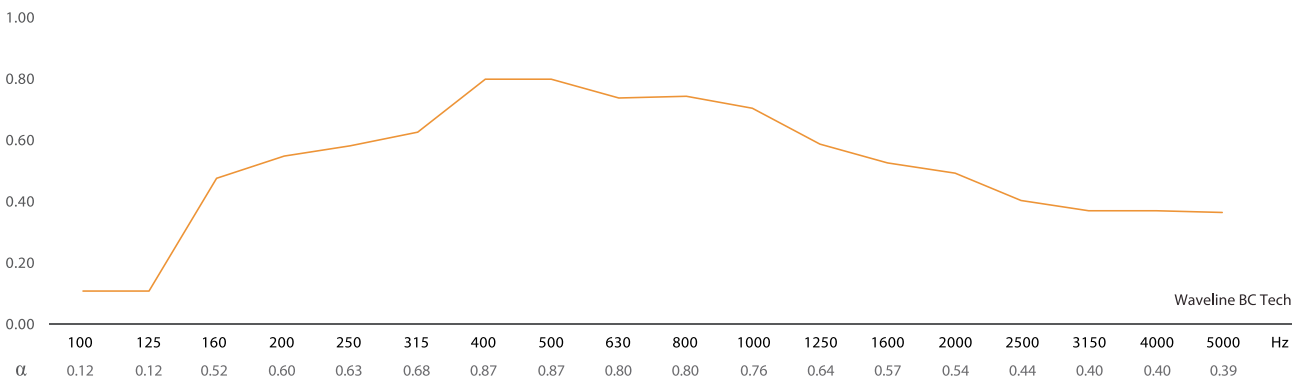


## TECHNICAL DETAILS

Version	Design	Materials	Dimensions	Installation	Fire Rating	Function
<b>Waveline BC Tech 60.6</b>	<ul style="list-style-type: none"> <li>• 6 Wood Colors</li> <li>• 1 Foam Type</li> <li>• Angled Edges</li> </ul>	<ul style="list-style-type: none"> <li>• Wood (Melamine)</li> <li>• Foam (Tech)</li> </ul>	<ul style="list-style-type: none"> <li>• 595 x 595 x 60 mm</li> <li>• 23.42" x 23.42" x 2.36"</li> </ul>	<ul style="list-style-type: none"> <li>• Flexi Glue / T-Bar</li> </ul>	<ul style="list-style-type: none"> <li>• Euro Class B-s2, d0 / US Class A</li> </ul>	<ul style="list-style-type: none"> <li>• Absorption</li> </ul>
<b>Waveline BC Tech 120.6</b>	<ul style="list-style-type: none"> <li>• 6 Wood Colors</li> <li>• 1 Foam Type</li> <li>• Angled Edges</li> </ul>	<ul style="list-style-type: none"> <li>• Wood (Melamine)</li> <li>• Foam (Tech)</li> </ul>	<ul style="list-style-type: none"> <li>• 1195 x 595 x 60 mm</li> <li>• 47.04" x 23.42" x 2.36"</li> </ul>	<ul style="list-style-type: none"> <li>• Flexi Glue / T-Bar</li> </ul>	<ul style="list-style-type: none"> <li>• Euro Class B-s2, d0 / US Class A</li> </ul>	<ul style="list-style-type: none"> <li>• Absorption</li> </ul>
<b>Waveline BC US Tech 60.6 *</b>	<ul style="list-style-type: none"> <li>• 6 Wood Colors</li> <li>• 1 Foam Type</li> <li>• Angled Edges</li> </ul>	<ul style="list-style-type: none"> <li>• Wood (Melamine)</li> <li>• Foam (Tech)</li> </ul>	<ul style="list-style-type: none"> <li>• 23.74" x 23.74" x 2.36"</li> </ul>	<ul style="list-style-type: none"> <li>• Flexi Glue / UST-Bar</li> </ul>	<ul style="list-style-type: none"> <li>• US Class A</li> </ul>	<ul style="list-style-type: none"> <li>• Absorption</li> </ul>
<b>Waveline BC US Tech 120.6 *</b>	<ul style="list-style-type: none"> <li>• 6 Wood Colors</li> <li>• 1 Foam Type</li> <li>• Angled Edges</li> </ul>	<ul style="list-style-type: none"> <li>• Wood (Melamine)</li> <li>• Foam (Tech)</li> </ul>	<ul style="list-style-type: none"> <li>• 47.71" x 23.74" x 2.36"</li> </ul>	<ul style="list-style-type: none"> <li>• Flexi Glue / UST-Bar</li> </ul>	<ul style="list-style-type: none"> <li>• US Class A</li> </ul>	<ul style="list-style-type: none"> <li>• Absorption</li> </ul>

\* The US version was specially developed to fit the standard ceiling T-Frame in the USA.

## PERFORMANCE





# Waveline BC Tech MEL

**Waveline BC Tech MEL** is primarily designed to absorb medium frequencies, with a very interesting behavior at low frequencies. Sound energy crosses through the perforated wooden surface and is absorbed by the foam material underneath. The perforated structure is based on MLS sequences, with different behavior along the panel, thanks to the different height of each rip.

Wood finishing is generally regarded as a noble surface treatment in architectural spaces, critical listening rooms and performance spaces such as concert halls and other venues. This version in Tech foam and fire retardant MDF was built to achieve a strong and suitable product for the Building & Construction Market that has strong fire rating demands.

**Waveline BC 60.4 Tech Mel** can fit in standard 60 x 60 cm suspended ceiling frames.

The US version was specially developed to fit the standard ceiling T-Frame in the USA.



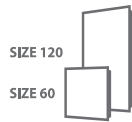
**Available Products:**

- Waveline BC 60.4 Tech MEL
- Waveline BC 120.4 Tech MEL
- Waveline BC 60.4 Tech MEL US
- Waveline BC 120.4 Tech MEL US

**Available Colors**



**Available Sizes**

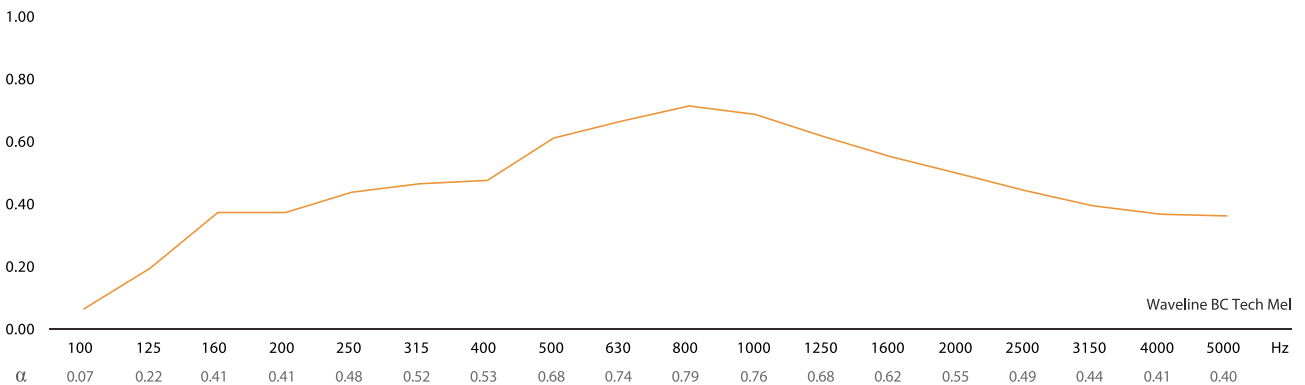


## TECHNICAL DETAILS

Version	Design	Materials	Dimensions	Installation	Fire Rating	Function
Waveline BC 60.4 Tech MEL	• 6 Wood Colors • 1 Foam Type	• Wood (Melamine) • Foam (Tech)	• 595 x 595 x 40 mm • 23.42" x 23.42" x 1.57"	• Flexi Glue / T-Bar	• Euro Class B-s2, d0 / US Class A	• Absorption
Waveline BC 120.4 Tech MEL	• 6 Wood Colors • 1 Foam Type	• Wood (Melamine) • Foam (Tech)	• 1195 x 595 x 40 mm • 47.04" x 23.42" x 1.57"	• Flexi Glue / T-Bar	• Euro Class B-s2, d0 / US Class A	• Absorption
Waveline BC 60.4 Tech MEL US *	• 6 Wood Colors • 1 Foam Type	• Wood (Melamine) • Foam (Tech)	• 23.74" x 23.74" x 1.57"	• Flexi Glue / US T-Bar	• US Class A	• Absorption
Waveline BC 120.4 Tech MEL US *	• 6 Wood Colors • 1 Foam Type	• Wood (Melamine) • Foam (Tech)	• 47.71" x 23.74" x 1.57"	• Flexi Glue / US T-Bar	• US Class A	• Absorption

\* The US version was specially developed to fit the standard ceiling T-Frame in the USA.

## PERFORMANCE



# Waveline BC Tech MD

**Waveline BC Tech MD** is primarily designed to absorb medium frequencies, with a very interesting behavior at low frequencies. Sound energy crosses through the perforated wooden surface and is absorbed by the foam material underneath. The perforated structure is based on MLS sequences, with different behavior along the panel, thanks to the different height of each rip. Wood finishing is generally regarded as a noble surface treatment in architectural spaces, critical listening rooms and performance spaces such as concert halls and other venues. This version is made of tech foam and fire retardant MDF with a lacquered paint in black or white to achieve a strong and suitable product for the Building & Construction Market that has strong fire rating demands.

**Waveline BC 60.4 Tech MD** can fit in standard 60 x 60 cm suspended ceiling frames.

The US version was specially developed to fit the standard ceiling T-Frame in the USA.



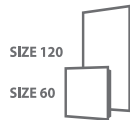
### Available Products:

- Waveline BC 60.4 Tech MD
- Waveline BC 120.4 Tech MD
- Waveline BC 60.4 Tech MD US
- Waveline BC 120.4 Tech MD US

### Available Colors

- Melamine
  - White
  - Black
- Veil
  - White
  - Black

### Available Sizes

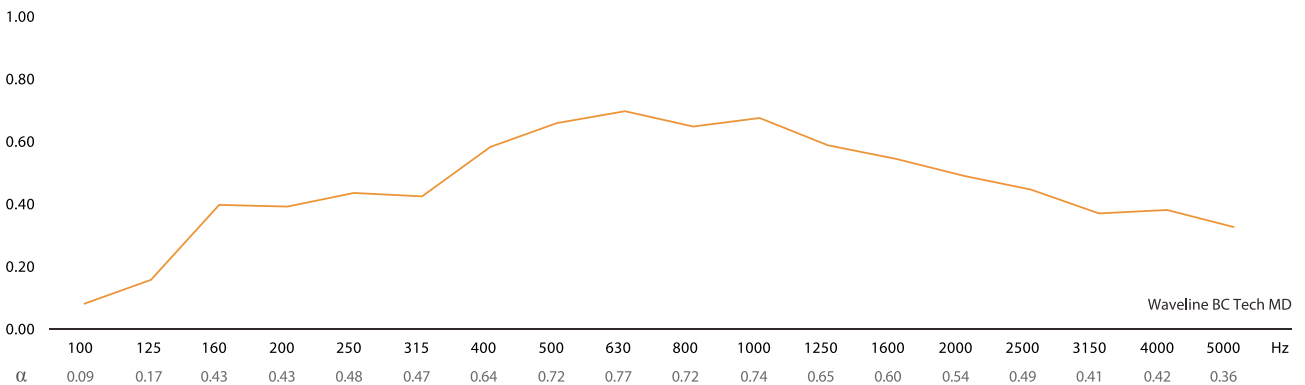


## TECHNICAL DETAILS

Version	Design	Materials	Dimensions	Installation	Fire Rating	Function
Waveline BC 60.4 Tech MD	<ul style="list-style-type: none"> <li>• 2 Wood Colors</li> <li>• 1 Foam Type</li> <li>• 2 Veil colors</li> </ul>	<ul style="list-style-type: none"> <li>• Wood (Melamine)</li> <li>• Foam (Tech)</li> <li>• Fiberglass Veil</li> <li>• Fire Retardant Paint</li> </ul>	<ul style="list-style-type: none"> <li>• 595 x 595 x 40 mm</li> <li>• 23.42" x 23.42" x 1.57"</li> </ul>	<ul style="list-style-type: none"> <li>• Flexi Glue / T-Bar</li> </ul>	<ul style="list-style-type: none"> <li>• Euro Class N/A / US Class A</li> </ul>	<ul style="list-style-type: none"> <li>• Absorption</li> </ul>
Waveline BC 120.4 Tech MD	<ul style="list-style-type: none"> <li>• 2 Wood Colors</li> <li>• 1 Foam Type</li> <li>• 2 Veil colors</li> </ul>	<ul style="list-style-type: none"> <li>• Wood (Melamine)</li> <li>• Foam (Tech)</li> <li>• Fiberglass Veil</li> <li>• Fire Retardant Paint</li> </ul>	<ul style="list-style-type: none"> <li>• 1195 x 595 x 40 mm</li> <li>• 47.04" x 23.42" x 1.57"</li> </ul>	<ul style="list-style-type: none"> <li>• Flexi Glue / T-Bar</li> </ul>	<ul style="list-style-type: none"> <li>• Euro Class N/A / US Class A</li> </ul>	<ul style="list-style-type: none"> <li>• Absorption</li> </ul>
Waveline BC 60.4 Tech MD US *	<ul style="list-style-type: none"> <li>• 2 Wood Colors</li> <li>• 1 Foam Type</li> <li>• 2 Veil colors</li> </ul>	<ul style="list-style-type: none"> <li>• Wood (Melamine)</li> <li>• Foam (Tech)</li> <li>• Fiberglass Veil</li> <li>• Fire Retardant Paint</li> </ul>	<ul style="list-style-type: none"> <li>• 23.74" x 23.74" x 1.57"</li> </ul>	<ul style="list-style-type: none"> <li>• Flexi Glue / US T-Bar</li> </ul>	<ul style="list-style-type: none"> <li>• US Class A</li> </ul>	<ul style="list-style-type: none"> <li>• Absorption</li> </ul>
Waveline BC 120.4 Tech MD US *	<ul style="list-style-type: none"> <li>• 2 Wood Colors</li> <li>• 1 Foam Type</li> <li>• 2 Veil colors</li> </ul>	<ul style="list-style-type: none"> <li>• Wood (Melamine)</li> <li>• Foam (Tech)</li> <li>• Fiberglass Veil</li> <li>• Fire Retardant Paint</li> </ul>	<ul style="list-style-type: none"> <li>• 47.71" x 23.74" x 1.57"</li> </ul>	<ul style="list-style-type: none"> <li>• Flexi Glue / US T-Bar</li> </ul>	<ul style="list-style-type: none"> <li>• US Class A</li> </ul>	<ul style="list-style-type: none"> <li>• Absorption</li> </ul>

\* The US version was specially developed to fit the standard ceiling T-Frame in the USA.

## PERFORMANCE




Panels - Wall & Ceiling

# Waveline Pro

**Waveline Pro Tech** is primarily designed to absorb medium frequencies, with a very interesting behavior at low frequencies. Sound energy crosses through the perforated wooden surface and is absorbed by the foam material underneath. The perforated structure is based on MLS sequences, with different behavior along the panel, thanks to the different height of each rip.

Wood finishing is generally regarded as a noble surface treatment in architectural spaces, critical listening rooms and performance spaces such as concert halls and other venues. The use of tech foam allows the product to achieve an excellent fire rating, essential for the most demanding spaces in the Building & Construction market.

**Waveline Pro 60.4 Tech** can fit in standard 60 x 60 cm suspended ceiling frames and the US version was specially developed to fit the standard ceiling T-Frame in the USA.



**Available Products:**

- Waveline Pro 60.4 Tech
- Waveline Pro 120.4 Tech
- Waveline Pro 60.4 Tech US
- Waveline Pro 120.4 Tech US

**Available Colors**

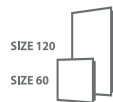
• Wood

WT MD LB CH WG

• Veil

White Black

**Available Sizes**



## TECHNICAL DETAILS



| Design



| Materials



| Dimensions



| Installation



| Fire Rating

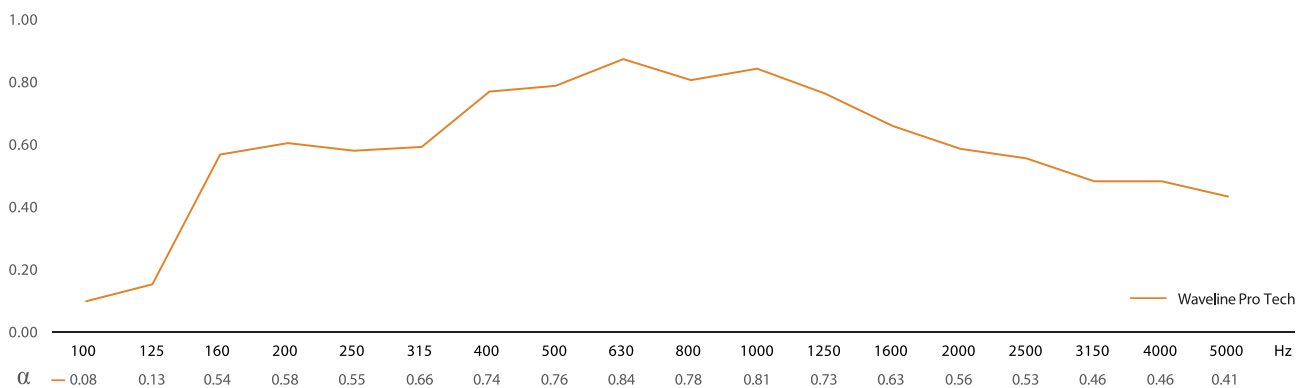


| Function

	Design	Materials	Dimensions	Installation	Fire Rating	Function
<b>Waveline Pro 60.4 Tech</b>	• 5 Wood Colors • 2 Veil colors • 1 Foam Type	• Wood (MDF) • Fiberglass Veil • Foam (Tech)	• 595 x 595 x 44 mm • 23.42" x 23.42" x 1.73"	• Flexi Glue / T-Bar	• Tech Euro Class N/A / US Class C	• Absorption
<b>Waveline Pro 120.4 Tech</b>	• 5 Wood Colors • 2 Veil colors • 1 Foam Type	• Wood (MDF) • Fiberglass Veil • Foam (Tech)	• 1195 x 595 x 44 mm • 47.04" x 23.42" x 1.73"	• Flexi Glue / T-Bar	• Tech Euro Class N/A / US Class C	• Absorption
<b>Waveline Pro 60.4 Tech US</b>	• 5 Wood Colors • 2 Veil colors • 1 Foam Type	• Wood (MDF) • Fiberglass Veil • Foam (Tech)	• 23.74" x 23.74" x 1.73"	• Flexi Glue / US T-Bar	• Tech US Class C	• Absorption
<b>Waveline Pro 120.4 Tech US</b>	• 5 Wood Colors • 2 Veil colors • 1 Foam Type	• Wood (MDF) • Fiberglass Veil • Foam (Tech)	• 47.71" x 23.74" x 1.73"	• Flexi Glue / US T-Bar	• Tech US Class C	• Absorption

\* The US version was specially developed to fit the standard ceiling T-Frame in the USA.

## PERFORMANCE



# Wavewood

**Wavewood** is made from a combination of acoustic foam and wood. Its instantly recognizable design results from unique research based on the acoustic properties of the wood and foam combined with non-linear sequential cavities that enable **Wavewood** to act as both an absorber and diffuser. It is particularly effective in treating medium and high frequencies as well as solving issues such as flutter echoes. Wave Wood can also be highly effective in controlling low frequencies when fitted in the corners of a room and used as a bass trap.

The panel's elegant design enhances the visual appearance of any room, with five different wood finishes available to match a range of studio interiors. Now available in 1200x600x64 mm panels, the Wavewood 1200 has the same perforated surface and performance but is especially indicated for spacious areas.



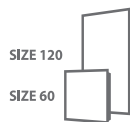
**Available Products:**

- Wavewood 60.4
- Wavewood 120.4

**Available Colors**



**Available Sizes**



## TECHNICAL DETAILS



| Design



| Materials



| Dimensions



| Installation



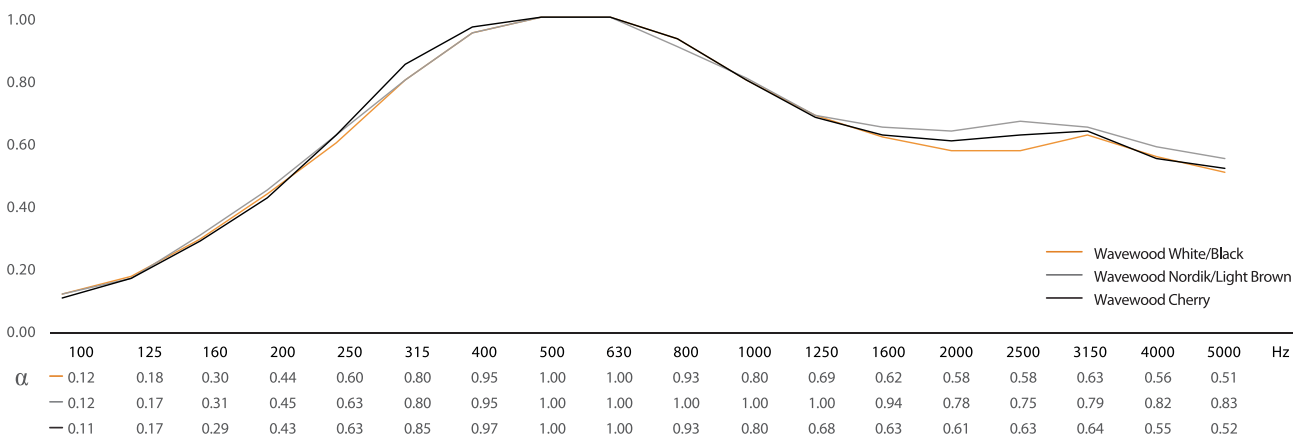
| Fire Rating



| Function

	Design	Materials	Dimensions	Installation	Fire Rating	Function
<b>Wavewood 60.4</b>	<ul style="list-style-type: none"> <li>• 5 Wood Colors</li> <li>• 1 Foam Type</li> <li>• Angled edges</li> </ul>	<ul style="list-style-type: none"> <li>• Wood (MDF)</li> <li>• Foam (M1)</li> </ul>	<ul style="list-style-type: none"> <li>• 595 x 595 x 60 mm</li> <li>• 23.42" x 23.42" x 2.36"</li> </ul>	<ul style="list-style-type: none"> <li>• Flexi Glue / T-Bar</li> </ul>	<ul style="list-style-type: none"> <li>• M1 Euro Class E / US Class C</li> </ul>	<ul style="list-style-type: none"> <li>• Absorption</li> </ul>
<b>Wavewood 120.4</b>	<ul style="list-style-type: none"> <li>• 5 Wood Colors</li> <li>• 1 Foam Type</li> <li>• Angled edges</li> </ul>	<ul style="list-style-type: none"> <li>• Wood (MDF)</li> <li>• Foam (M1)</li> </ul>	<ul style="list-style-type: none"> <li>• 1195 x 595 x 60 mm</li> <li>• 47.04" x 23.42" x 2.36"</li> </ul>	<ul style="list-style-type: none"> <li>• Flexi Glue / T-Bar</li> </ul>	<ul style="list-style-type: none"> <li>• M1 Euro Class E / US Class C</li> </ul>	<ul style="list-style-type: none"> <li>• Absorption</li> </ul>

## PERFORMANCE




# Wavewood BC

Designed for large areas, the **Wavewood BC** aims to leverage an existing and accessible technology by maximizing its potential at an acoustic and aesthetic level. Besides the advantages of using a typical false ceiling structure, placing Basotect® foam ensures the best sound absorption and provides greater fire resistance.

The **Wavewood BC** can be used with three different applications: clip-in system (ceiling and wall) and t-bar system (leveled or inner with 15mm or 24mm t-bar width). In the clip-in system the Unisquare BC is a panel with grooves along its entire periphery. These cut outs are designed to accommodate metal rails that will, by turn, connect to the standard metal profiles of the false ceiling. The metal rails are inserted manually on two opposite sides of the panel and when the panel is pressed against the metallic profiles it simply clips into place, guaranteeing a quick, clean and efficient assembly. For the t-bar system the panel can have lateral countersink in order to be leveled with the t-bar. The US version was specially developed to fit the standard ceiling T-Frame in the USA.

To provide acoustic absorption to this panel an accessorie foam must be purchased separately.



### Available Products:

- Wavewood BC
- Wavewood BC US

### Available Colors

• Melamine



• Veil

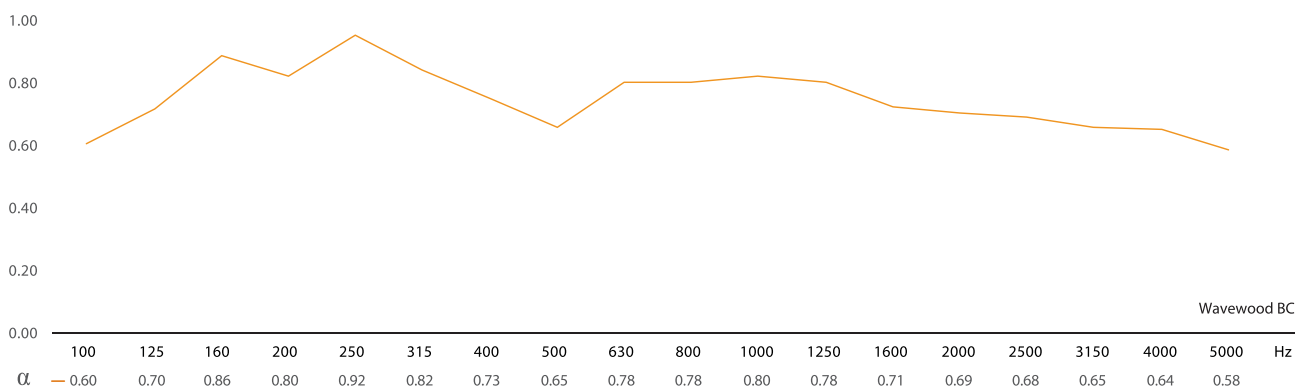


## TECHNICAL DETAILS

Version	Design	Materials	Dimensions	Installation	Fire Rating	Function
<b>Wavewood BC</b>	<ul style="list-style-type: none"> <li>• 6 Wood Colors</li> <li>• 2 Veil Colors</li> <li>• 2 T-Bar Finishes</li> <li>• Clip-in Available</li> </ul>	<ul style="list-style-type: none"> <li>• Wood (Melamine)</li> <li>• Fiberglass Veil</li> </ul>	<ul style="list-style-type: none"> <li>• <b>Clip-In</b> 600 x 600 x 10 mm 23.62 x 23.62" x 0.39"</li> <li>• <b>T-Bar</b> 595 x 595 x 10 mm 23.42 x 23.42" x 0.39"</li> </ul>	<ul style="list-style-type: none"> <li>• Clip-In System</li> <li>• T-Bar</li> </ul>	<ul style="list-style-type: none"> <li>• Euro Class B - s2, d0 / US Class N/A</li> </ul>	Absorption
<b>Wavewood BC US</b>	<ul style="list-style-type: none"> <li>• 6 Wood Colors</li> <li>• 2 Veil Colors</li> <li>• 2 T-Bar Finishes</li> <li>• Clip-in Available</li> </ul>	<ul style="list-style-type: none"> <li>• Wood (Melamine)</li> <li>• Fiberglass Veil</li> </ul>	<ul style="list-style-type: none"> <li>• <b>Clip-In</b> 23.62 x 23.62" x 0.39"</li> <li>• <b>T-Bar</b> 23.74 x 23.74" x 0.39"</li> </ul>	<ul style="list-style-type: none"> <li>• Clip-In System</li> <li>• US T-Bar</li> </ul>	<ul style="list-style-type: none"> <li>• Euro Class B - s2, d0 / US Class N/A</li> </ul>	Absorption

\* The US version was specially developed to fit the standard ceiling T-Frame in the USA.

## PERFORMANCE



\*Estimated Performance with a 200 mm air box



# Wavewood BC Diffuser

Taking advantage of an increasingly demanding industrial segment, Vicoustic has launched a product that matches the usual Wavewood design but that was specially designed to act like a diffuser. Designed specially standard false ceilings the new **Wavewood BC Diffuser** allows you to easily and quickly install a High End panel to a conventional suspended ceiling. Designed for large areas, this product aims to leverage an existing and accessible technology, maximizing its potential at an acoustic and aesthetic level. Simulating a QRD and MLS sequence the new Wavewood BC Diffuser is an ideal solution to those who search balanced sound ambiances that simultaneously control the exceeding energy in a room, flutter echoes, and still maintain a living and bright sound. It is particularly effective in treating medium and high frequencies.

**Wavewood BC Diffuser** it's available in 6 different wood colours. The US version was specially developed to fit the standard ceiling T-Frame in the USA.




### Available Products:

- Wavewood BC Diffuser
- Wavewood BC Diffuser US

### Available Colors

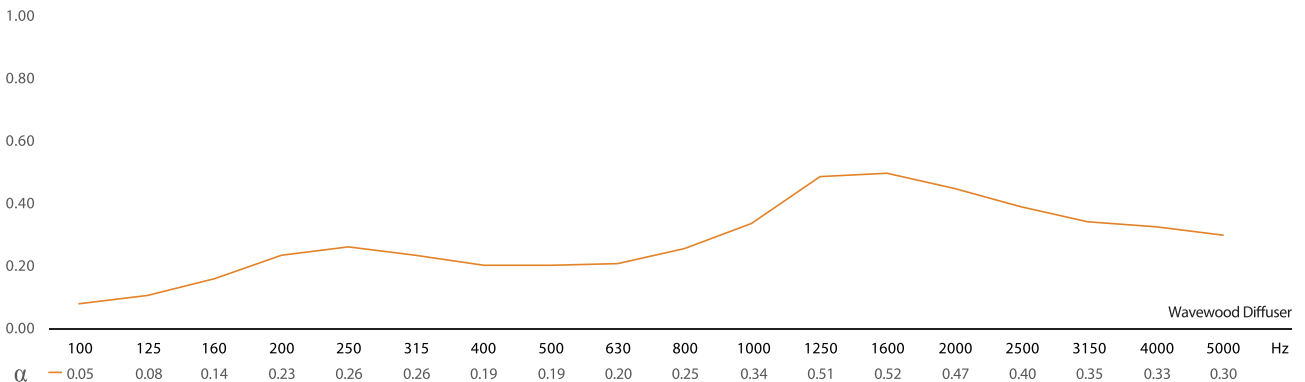
- Melamine



## TECHNICAL DETAILS

Version	Design	Materials	Dimensions	Installation	Fire Rating	Function
Wavewood DIF BC	<ul style="list-style-type: none"> <li>• 6 Wood Colors</li> <li>• 2 T-Bar Finishes</li> <li>• Clip in Available</li> </ul>	<ul style="list-style-type: none"> <li>• Wood (Melamine)</li> </ul>	<ul style="list-style-type: none"> <li>• <b>Clip-In</b> 600 x 600 x 44 mm 23.62 x 23.62" x 1.73"</li> <li>• <b>T-Bar</b> 595 x 595 x 44 mm 23.42 x 23.42" x 1.73"</li> </ul>	<ul style="list-style-type: none"> <li>• Clip In System</li> <li>• T-Bar</li> </ul>	<ul style="list-style-type: none"> <li>• Euro Class E / US Class B</li> </ul>	<ul style="list-style-type: none"> <li>• Diffusion</li> </ul>
Wavewood DIF BC US	<ul style="list-style-type: none"> <li>• 6 Wood Colors</li> <li>• 2 T-Bar Finishes</li> <li>• Clip in Available</li> </ul>	<ul style="list-style-type: none"> <li>• Wood (Melamine)</li> </ul>	<ul style="list-style-type: none"> <li>• <b>Clip-In</b> 23.62 x 23.62" x 1,73"</li> <li>• <b>T-Bar</b> 23.74 x 23.74" x 1,73"</li> </ul>	<ul style="list-style-type: none"> <li>• Clip In System</li> <li>• US T-Bar</li> </ul>	<ul style="list-style-type: none"> <li>• US Class B</li> </ul>	<ul style="list-style-type: none"> <li>• Diffusion</li> </ul>



## PERFORMANCE



Panels - Wall & Ceiling

# Wavewood BC Tech

The **Wavewood** represents one of the strongest Vicoustic solutions in terms of the Absorption and Reflection Control System. This is an ideal solution to those who search balanced sound ambiances that simultaneously control the exceeding energy in a room, and still maintain a living and bright sound. Its instantly recognizable design results from unique research based on the acoustic properties of the wood and foam combined with non-linear sequential cavities that enable Wavewood to act as both an absorber and diffuser. It is particularly effective in treating medium and high frequencies as well as solving issues such as flutter echoes. The **Wavewood BC Tech** version has an angled Tech foam and fire retardant MDF was built to achieve a strong and suitable product for the Building & Construction Market that has strong fire rating demands. The US version was specially developed to fit the standard ceiling T-Frame in the USA.



**Available Products:**

- Wavewood BC 60.6 Tech
- Wavewood BC 120.6 Tech
- Wavewood BC 60.6 Tech US
- Wavewood BC 120.6 Tech US

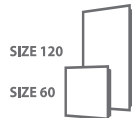
**Angled Edges**



**Available Colors**



**Available Sizes**

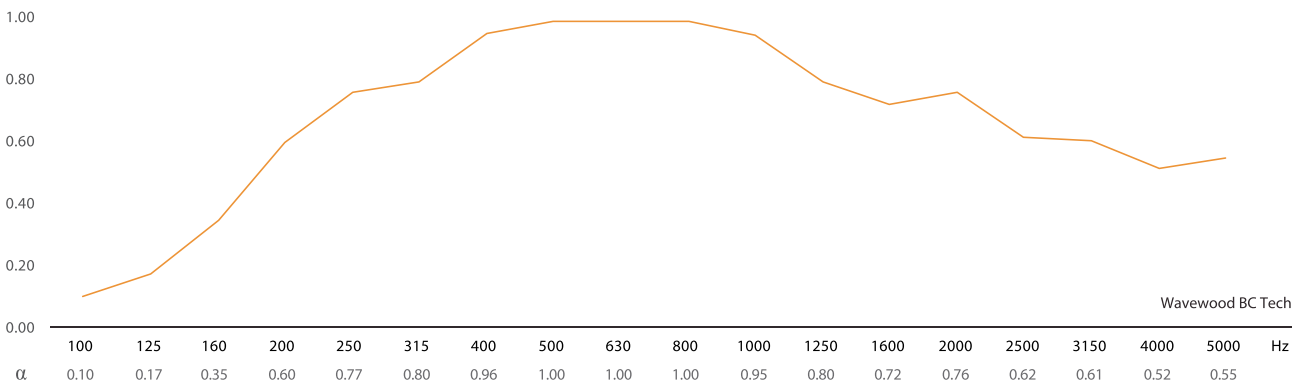


## TECHNICAL DETAILS

Version	Design	Materials	Dimensions	Installation	Fire Rating	Function
<b>Wavewood BC Tech 60.6</b>	• 6 Wood Colors • 1 Foam Type • Angled Edges	• Wood ( <b>Melamine</b> ) • Foam ( <b>Tech</b> )	• 595 x 595 x 60 mm • 23.42" x 23.42" x 2.36"	• Flexi Glue / T-Bar	• Euro Class B-s2, d0 / US Class A	• Absorption
<b>Wavewood BC Tech 120.6</b>	• 6 Wood Colors • 1 Foam Type • Angled Edges	• Wood ( <b>Melamine</b> ) • Foam ( <b>Tech</b> )	• 1195 x 595 x 60 mm • 47.04" x 23.42" x 2.36"	• Flexi Glue / T-Bar	• Euro Class B-s2, d0 / US Class A	• Absorption
<b>Wavewood BC US Tech 60.6 *</b>	• 6 Wood Colors • 1 Foam Type • Angled Edges	• Wood ( <b>Melamine</b> ) • Foam ( <b>Tech</b> )	• 23.74" x 23.74" x 2.36"	• Flexi Glue / UST-Bar	• US Class A	• Absorption
<b>Wavewood BC US Tech 120.6 *</b>	• 6 Wood Colors • 1 Foam Type • Angled Edges	• Wood ( <b>Melamine</b> ) • Foam ( <b>Tech</b> )	• 47.71" x 23.74" x 2.36"	• Flexi Glue / UST-Bar	• US Class A	• Absorption



\* The US version was specially developed to fit the standard ceiling T-Frame in the USA.

## PERFORMANCE



# Wavewood BC Tech MEL

The **Wavewood** represents one of the strongest Vicoustic solutions in terms of the Absorption and Reflection Control System. This is an ideal solution to those who search balanced sound ambiances that simultaneously control the exceeding energy in a room, and still maintain a living and bright sound. Its instantly recognizable design results from unique research based on the acoustic properties of the wood and foam combined with non-linear sequential cavities that enable **Wavewood BC Tech MEL** to act as both an absorber and diffuser. It is particularly effective in treating medium and high frequencies as well as solving issues such as flutter echoes. This version in Tech foam and fire retardant MDF was built to achieve a strong and suitable product for the Building & Construction Market that has strong fire rating demands. The US version was specially developed to fit the standard ceiling T-Frame in the USA.



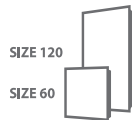
### Available Products:

- Wavewood BC 60.4 Tech MEL
- Wavewood BC 120.4 Tech MEL
- Wavewood BC 60.4 Tech MEL US
- Wavewood BC 120.4 Tech MEL US

### Available Colors



### Available Sizes

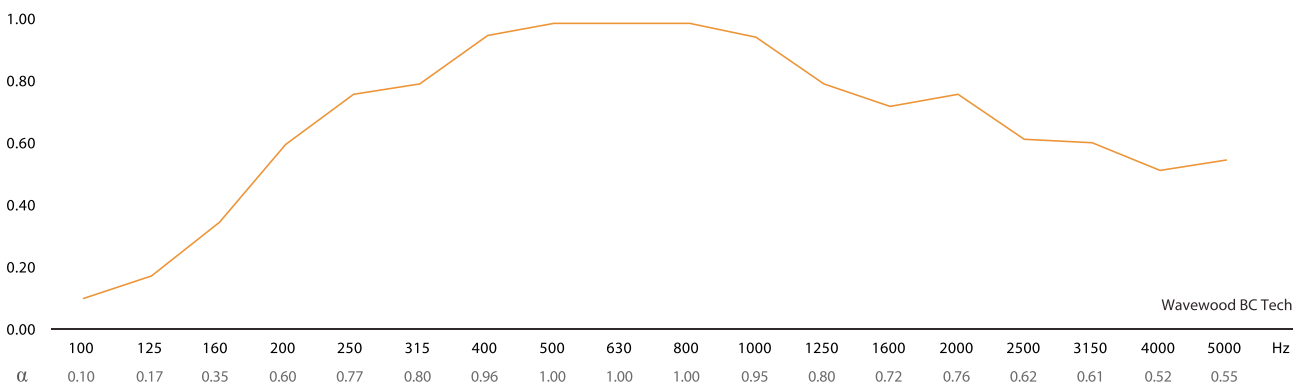


## TECHNICAL DETAILS

Version	Design	Materials	Dimensions	Installation	Fire Rating	Function
Wavewood BC 60.4 Tech MEL	• 6 Wood Colors • 1 Foam Type	• Wood (Melamine) • Foam (Tech)	• 595 x 595 x 40 mm • 23.42" x 23.42" x 1.57"	• Flexi Glue / T-Bar	• Euro Class B-s2, d0 / US Class A	• Absorption
Wavewood BC 120.4 Tech MEL	• 6 Wood Colors • 1 Foam Type	• Wood (Melamine) • Foam (Tech)	• 1195 x 595 x 40 mm • 47.04" x 23.42" x 1.57"	• Flexi Glue / T-Bar	• Euro Class B-s2, d0 / US Class A	• Absorption
Wavewood BC 60.4 Tech MEL US *	• 6 Wood Colors • 1 Foam Type	• Wood (Melamine) • Foam (Tech)	• 23.74" x 23.74" x 1.57"	• Flexi Glue / US T-Bar	• US Class A	• Absorption
Wavewood BC 120.4 Tech MEL US *	• 6 Wood Colors • 1 Foam Type	• Wood (Melamine) • Foam (Tech)	• 47.71" x 23.74" x 1.57"	• Flexi Glue / US T-Bar	• US Class A	• Absorption

\* The US version was specially developed to fit the standard ceiling T-Frame in the USA.

## PERFORMANCE




# Wavewood BC Tech MD

The **Wavewood** represents one of the strongest Vicoustic solutions in terms of the Absorption and Reflection Control System\*.

This is an ideal solution to those who search balanced sound ambiances that simultaneously control the exceeding energy in a room, and still maintain a living and bright sound. Its instantly recognizable design results from unique research based on the acoustic properties of the wood and foam combined with non-linear sequential cavities that enable **Wavewood** to act as both an absorber and diffuser. It is particularly effective in treating medium and high frequencies as well as solving issues such as flutter echoes.

The **Wavewood BC Tech MD** version is made of tech foam and fire retardant MDF with a lacquered paint in black or white was built to achieve a strong and suitable product for the Building & Construction Market that has strong fire rating demands.

The US version was specially developed to fit the standard ceiling T-Frame in the USA.



**Available Products:**

- Wavewood BC 60.4 Tech MD
- Wavewood BC 120.4 Tech MD
- Wavewood BC 60.4 Tech MD US
- Wavewood BC 120.4 Tech MD US

**Available Colors**

• Melamine

• Veil

Black

Black

**Available Sizes**

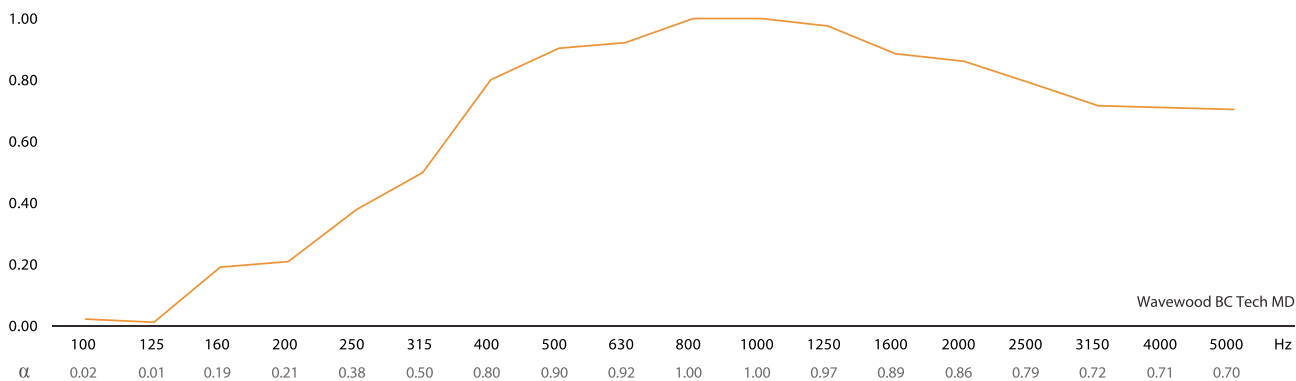


## TECHNICAL DETAILS

Version	Design	Materials	Dimensions	Installation	Fire Rating	Function
Wavewood BC 60.4 Tech MD	• 2 Wood Colors • 1 Foam Type • 2 Veil colors	• Wood (Melamine) • Foam (Tech) • Fiberglass Veil • Fire Retardant Paint	• 595 x 595 x 40 mm • 23.42" x 23.42" x 1.57"	• Flexi Glue / T-Bar	• Euro Class N/A / US Class A	• Absorption
Wavewood BC 120.4 Tech MD	• 2 Wood Colors • 1 Foam Type • 2 Veil colors	• Wood (Melamine) • Foam (Tech) • Fiberglass Veil • Fire Retardant Paint	• 1195 x 595 x 40 mm • 47.04" x 23.42" x 1.57"	• Flexi Glue / T-Bar	• Euro Class N/A / US Class A	• Absorption
Wavewood BC 60.4 Tech MD US *	• 2 Wood Colors • 1 Foam Type • 2 Veil colors	• Wood (Melamine) • Foam (Tech) • Fiberglass Veil • Fire Retardant Paint	• 23.74" x 23.74" x 1.57"	• Flexi Glue / US T-Bar	• US Class N/A	• Absorption
Wavewood BC 120.4 Tech MD US *	• 2 Wood Colors • 1 Foam Type • 2 Veil colors	• Wood (Melamine) • Foam (Tech) • Fiberglass Veil • Fire Retardant Paint	• 47.71" x 23.74" x 1.57"	• Flexi Glue / US T-Bar	• US Class N/A	• Absorption

\* The US version was specially developed to fit the standard ceiling T-Frame in the USA.

## PERFORMANCE



# Wavewood Pro

It's instantly recognizable design results from unique research based on the acoustic properties of the wood and foam combined with non-linear sequential cavities that enable **Wavewood Pro** to act as both an absorber and diffuser. It is particularly effective in treating medium and high frequencies as well as solving issues such as flutter echoes. **Wavewood Pro** can also be highly effective in controlling low frequencies when fitted in the corners of a room and used as a bass trap. The panel's elegant design enhances the visual appearance of any room, with five different wood finishes available to match a range of speech rooms and public spaces.

About Vicoustic's Absorption and Reflection Control System (ARCS)\*  
ARCS is Vicoustic's unique research model that has formed the basis for developing hybrid products such as the **Wavewood Pro**. Click here to find out more about ARCS.

The US version was specially developed to fit the standard ceiling T-Frame in the USA.



### Available Products:

- Wavewood Pro 60.2
- Wavewood Pro 60.4
- Wavewood Pro 120.4
- **Wavewood Pro 60.4 US**
- **Wavewood Pro 120.4 US**

### Available Colors



### Available Sizes

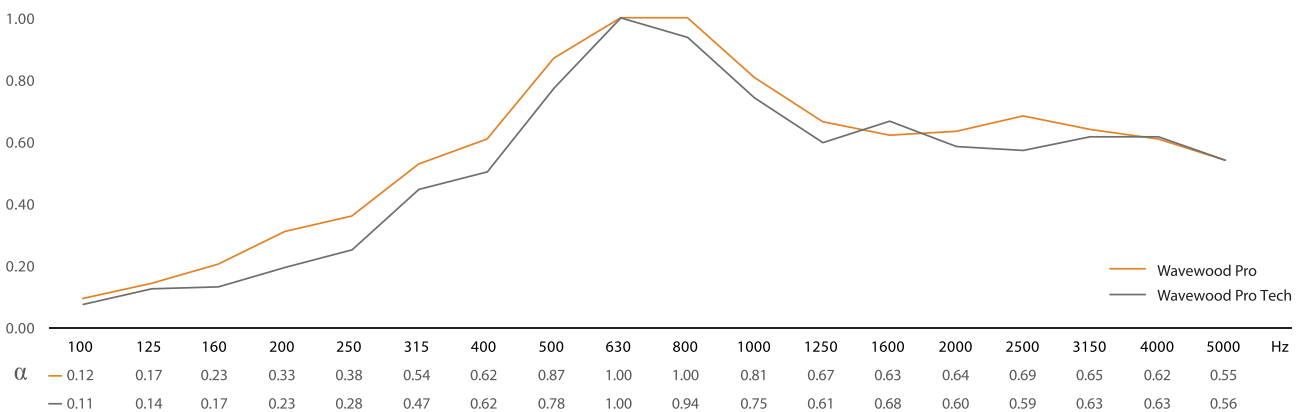


## TECHNICAL DETAILS

	Design	Materials	Dimensions	Installation	Fire Rating	Function
<b>Wavewood Pro 60.2</b>	<ul style="list-style-type: none"> <li>• 5 Wood Colors</li> <li>• 1 Foam Type</li> </ul>	<ul style="list-style-type: none"> <li>• Wood (MDF)</li> <li>• Foam (M1)</li> </ul>	<ul style="list-style-type: none"> <li>• 595 x 595 x 24 mm</li> <li>• 23.42" x 23.42" x 0.94"</li> </ul>	<ul style="list-style-type: none"> <li>• Flexi Glue / T-Bar</li> </ul>	<ul style="list-style-type: none"> <li>• <b>M1</b>) Euro Class E / US Class C</li> </ul>	<ul style="list-style-type: none"> <li>• Absorption</li> </ul>
<b>Wavewood Pro 60.4</b>	<ul style="list-style-type: none"> <li>• 5 Wood Colors</li> <li>• 2 Veil colors (Tech version only)</li> <li>• 2 Foam Type</li> </ul>	<ul style="list-style-type: none"> <li>• Wood (MDF)</li> <li>• Fiberglass Veil</li> <li>• Foam (M1/Tech)</li> </ul>	<ul style="list-style-type: none"> <li>• 595 x 595 x 44 mm</li> <li>• 23.42" x 23.42" x 1.73"</li> </ul>	<ul style="list-style-type: none"> <li>• Flexi Glue / T-Bar</li> </ul>	<ul style="list-style-type: none"> <li>• <b>M1</b>) Euro Class E / US Class C</li> <li>• <b>Tech</b>) Euro Class N/A / US Class C</li> </ul>	<ul style="list-style-type: none"> <li>• Absorption</li> </ul>
<b>Wavewood Pro 120.4</b>	<ul style="list-style-type: none"> <li>• 5 Wood Colors</li> <li>• 2 Veil colors (Tech version only)</li> <li>• 2 Foam Type</li> </ul>	<ul style="list-style-type: none"> <li>• Wood (MDF)</li> <li>• Fiberglass Veil</li> <li>• Foam (M1/Tech)</li> </ul>	<ul style="list-style-type: none"> <li>• 1195 x 595 x 44 mm</li> <li>• 47.04" x 23.42" x 1.73"</li> </ul>	<ul style="list-style-type: none"> <li>• Flexi Glue / T-Bar</li> </ul>	<ul style="list-style-type: none"> <li>• <b>M1</b>) Euro Class E / US Class C</li> <li>• <b>Tech</b>) Euro Class N/A / US Class C</li> </ul>	<ul style="list-style-type: none"> <li>• Absorption</li> </ul>
<b>Wavewood Pro 60.4 US*</b>	<ul style="list-style-type: none"> <li>• 5 Wood Colors</li> <li>• 2 Veil colors</li> <li>• 1 Foam Type</li> </ul>	<ul style="list-style-type: none"> <li>• Wood (MDF)</li> <li>• Fiberglass Veil</li> <li>• Foam (Tech)</li> </ul>	<ul style="list-style-type: none"> <li>• 23.74" x 23.74" x 1.73"</li> </ul>	<ul style="list-style-type: none"> <li>• Flexi Glue / US T-Bar</li> </ul>	<ul style="list-style-type: none"> <li>• <b>Tech</b>) US Class C</li> </ul>	<ul style="list-style-type: none"> <li>• Absorption</li> </ul>
<b>Wavewood Pro 120.4 US*</b>	<ul style="list-style-type: none"> <li>• 5 Wood Colors</li> <li>• 2 Veil colors</li> <li>• 1 Foam Type</li> </ul>	<ul style="list-style-type: none"> <li>• Wood (MDF)</li> <li>• Fiberglass Veil</li> <li>• Foam (Tech)</li> </ul>	<ul style="list-style-type: none"> <li>• 47.71" x 23.74" x 1.73"</li> </ul>	<ul style="list-style-type: none"> <li>• Flexi Glue / US T-Bar</li> </ul>	<ul style="list-style-type: none"> <li>• <b>Tech</b>) US Class C</li> </ul>	<ul style="list-style-type: none"> <li>• Absorption</li> </ul>

\* The US version was specially developed to fit the standard ceiling T-Frame in the USA.

## PERFORMANCE





2.

## Insulation & Accessories

The Insulation and Accessories Product line contains all the features needed for high insulation performance in the "Building & Construction" market. You can also find the "Insulation Solutions" that using Vicoustic products offer a range of pre-defined solutions with proven results.

[FOAMS](#) / [BLANKETS](#) / [ACCESSORIES](#) / [ACOUSTIC DOORS](#) / [ANTI-VIBRATICS](#) / [INSULATION SOLUTIONS](#)

## Accessories

# Rubberstrip

The **Rubber Strip** is a complementary acoustic product mainly designed for isolating joints around windows and doors. It's the ideal solution for construction projects, assuring effective isolation against airborne and structural noise.



**Materials**  
Modified bitumen with elastomer polymers



**Dimensions**  
10000 x 10 x 5 mm



## Accessories

# Flexi Glue

Vicoustic's **Flexi Glue** is designed for use with a variety of materials. Its chemical composition is non aggressive, and therefore certified in accordance with the most recent European legislation, allowing Flexi Glue to be used in any environment.

**Flexi Glue** is also perfect for use with polyurethane (foam) or polystyrene (EPS) Vicoustic solutions, ensuring their correct and safe application to a room's surfaces. **Flexi Glue** was designed in collaboration with leading chemical industry professionals. Testing has revealed excellent strength and versatility when applied to a range of materials.




## Accessories

# Visuspension

**Visuspension** is the Vicoustic accessory to guaranty the fixation and stability of Suspended Baffles.

Suspended Baffles are excellent products in the reduction of machinery and public noise and so mainly intended for commercial and industrial buildings. Therefore the safety and control demands are higher, not only acoustically but also in terms of fire reaction. That's why Visuspension, as the installation system, is all made in steel to assure an euroclass A1 in fire reaction.

This system is made of a metallic U shape that embraces the panel and fixed by a screw and nut. Connected to the U metallic piece is the suspension cable that has a metal slug in the end to connect to the ceiling, using glue or a magnet.






# Acoustic Blankets


## Vicycle

Vicoustic's **VICYCLE** is a product resulting from the recycling processes of flexible polyurethane foams. It's designed to solve the most complex acoustic problems in buildings, consisting of a porous cell structure with unique physical and mechanical characteristics, aimed to reduce sound transmission. Commonly used in modern sound insulation works, to comply with legal and practical requirements. **Vicycle**'s insulation performance and safety requirements have been tested, to ensure it's correct and safe application.





### Available Products:

- Vicycle 20
- Vicycle 30
- Vicycle 40
- Vicycle 60

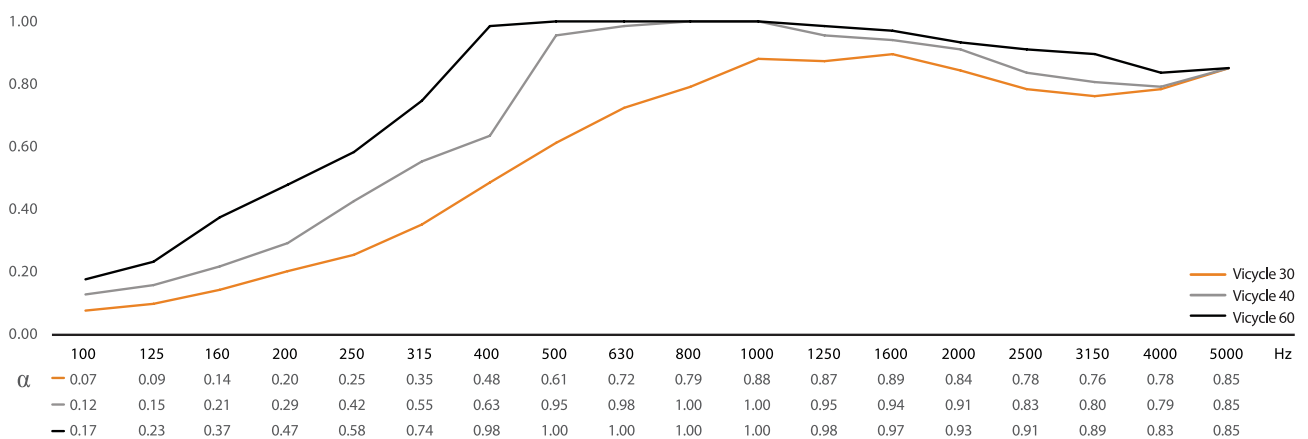


 **Materials**  
Recycled Foam

 **Dimensions**  
20) 1000 x 600 x 20 mm  
30) 1000 x 600 x 30 mm  
40) 1000 x 600 x 40 mm  
60) 1000 x 600 x 60 mm

 **Adicional Info**  
**Density (kg/m<sup>3</sup>) - ISO 845** 60  
**Permeability (δ) - kg/(m·s·Pa)** 68 x 10<sup>-12</sup>  
**Thermal Conductivity (λ) - W/ (m· C)** 0,0360  
**Stress-Strain Characteristics in Compression (KPa) - ISO 3386/1** 12  
**Flammability (mm/min.) - FMVSS 302** <100  
**RW (60 mm thickness)** 27.4 dB

 **Fire Rating**  
Euro Class F



## Acoustic Foam

# Vifoam

Vifoam offers both absorption and simplicity. Mostly used in the construction of buildings and suspended ceilings, it provides an excellent replacement for mineral wool in cases where health and safety are paramount.



### Available Products:

- Vifoam 60
- Vifoam 120



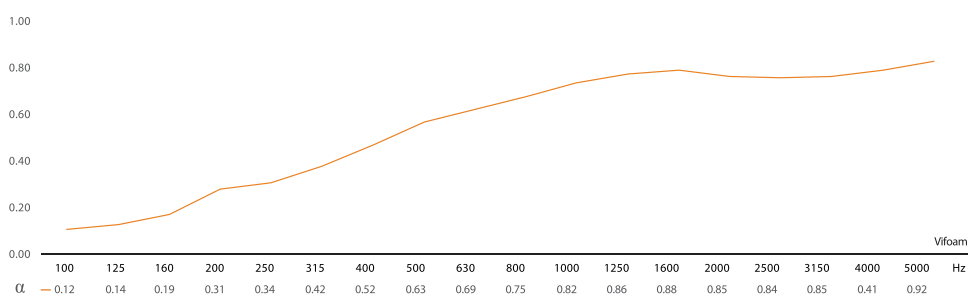
**Materials**  
Foam (M1)



**Fire Rating**  
Euro Class F



**Dimensions**  
60) 595 x 595 x 40 mm  
120) 1195 x 595 x 40 mm



## Acoustic Foam

# Vifoam BC

Vifoam BC is a complementary product to the continuous ceiling systems (Wavewood BC, Unisquare BC, Waveline BC and Square Tile BC). Vifoam BC is basically a foam board when placed behind the panel provides the required absorption. It is available in two different thicknesses (20mm and 40mm) and two varieties of foam (Tech and M1).



### Available Products:

- Vifoam BC M1 20
- Vifoam BC Tech 20
- Vifoam BC M1 40
- Vifoam BC Tech 40



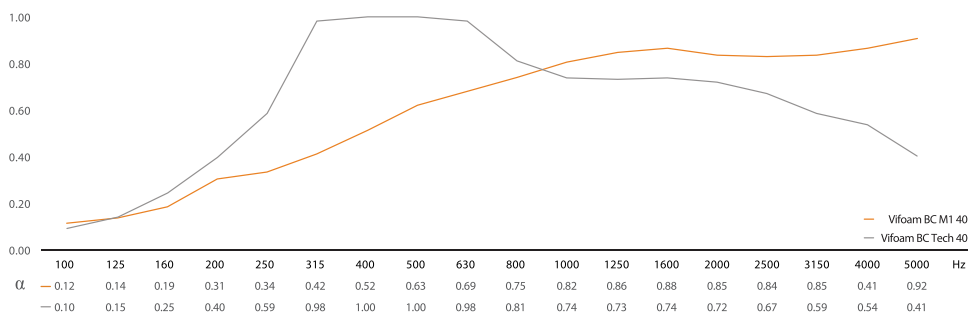
**Materials**  
Foam (M1 or Tech)



**Fire Rating**  
M1 ) Euro Class F  
Tech) Euro Class C - s2, d0



**Dimensions**  
20) 570 x 570 x 20 mm  
40) 570 x 570 x 40 mm



Acoustic Blankets

# Iso Underfloor

The **ISO Underfloor** is a highly efficient solution in the treatment of structural noise at floor level. It ensures a high level of isolation by diminishing the sound emitted from joints between the floor and the rest of the construction.

The **ISO Underfloor** is an affordable, high performance product which is indispensable in modern construction projects.

**Available Products:**

- Iso Underfloor 8
- Iso Underfloor 16
- Iso Underfloor 26
- Iso Underfloor 40



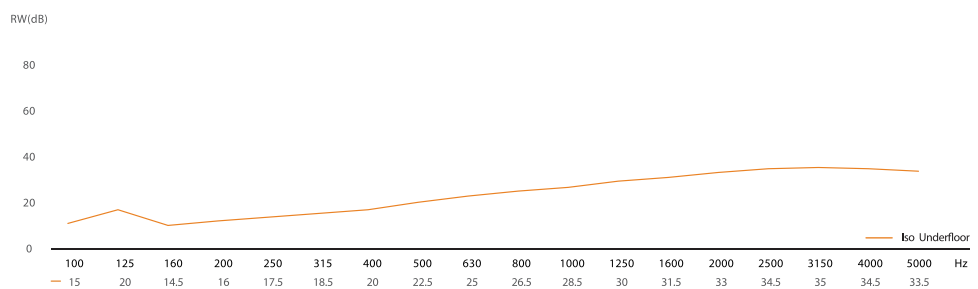
**Materials**  
Polyethylene



**Fire Rating**  
Euro Class B-s2 d0



**Dimensions**  
8) 8000 x 1500 x 5 mm  
16) 16000 x 1500 x 5 mm  
26) 26000 x 1500 x 5 mm  
50) 50000 x 1500 x 5 mm



Acoustic Blankets

# Iso Wall Decoupling

**ISO Wall Decoupling** is a composite of foam made from an open cell expanded polyethylene and has a good absorption properties in the mid and high frequency range.

The purpose of this product is to be used in the connection wall-floor in order to assure the separation of the elements attached to these surfaces. Intended for small trim this product is very useful to guaranty a clean and professional finish.

This product is sold in units with 300 mm diameter and 10 mm thicknesses.

**Available Products:**

- Iso Wall Decoupling
- Iso Wall Decoupling adhesive





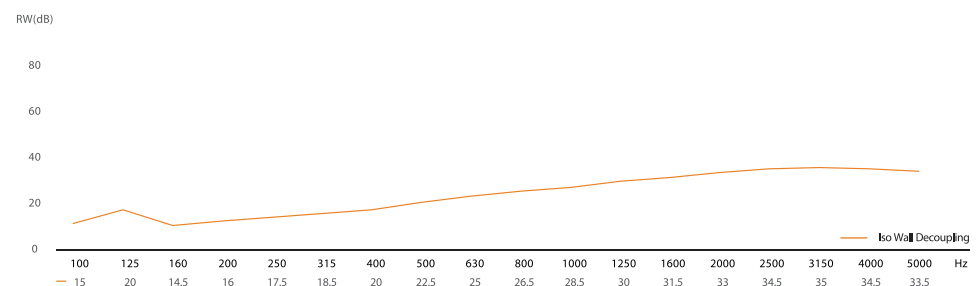
**Materials**  
Polyethylene



**Fire Rating**  
Euroclass B-s2 d0



**Dimensions**  
10000 x 100 x 10 mm




**Iso Wall Decoupling**  
"The purpose of this product is to be used in the connection wall-floor in order to assure the separation of the elements attached to these surfaces."

Acoustic Blankets

# Iso Blanket

The **Iso Blanket** is a high density sound blocking membrane, used in the soundproofing of walls, ceilings and floors. It combines up to date technology and flexibility for sound insulation of airborne noise, and flanking noise transmission. Bitumen based damping sheet, consisting of bitumen fillers with added mineral fillers and synthetic rubber to form a highly visco-elastic material, creating an efficient barrier against noise transmission. It's coated with a polyethylene film on both sides. This products is sold in rolls. Each roll is 6m2 (1,00m x 6,00m), with a nominal weight of 39Kg and consists of a straightness  $\leq 20$  mm/10 m. This product can also be sold in pallets, each pallet with 28 rolls.



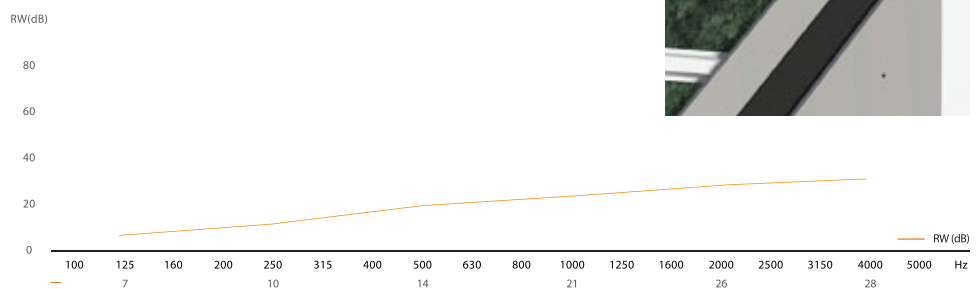
**Materials**  
Modified bitumen with elastomer polymers



**Fire Rating**  
Euro Class E



**Dimensions**  
5000 x 1000 x 4 mm



Acoustic Blankets

# Iso Blanket Pro

**ISO Blanket** and **ISO Blanket Pro** are limp-mass solutions designed for the treatment of airborne noise. They differ in their STC (Sound Transmission Coefficient) in that **ISO Blanket Pro** has a bigger coefficient/performance due to its agglomerated fabrics.

The blankets perform as sound barriers when applied to ceilings, walls and floors. Their flexibility, thin design and high resistance make them easy-to-use materials. They are most effective when used in construction projects that involve several layers of different material. Density - 1900-2000 kg/m<sup>3</sup> It ensures a high level of isolation by diminishing the sound emitted from joints between the floor and the rest of the construction.



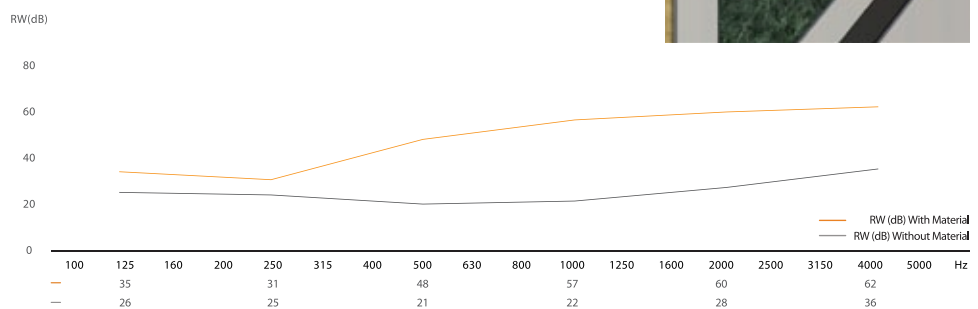
**Materials**  
Modified bitumen with elastomer polymers and textile fibers



**Fire Rating**  
Euro Class F




**Dimensions**  
5000 x 1000 x 10 mm



# Vicork

**Vicork** is an eco-friendly insulator, made from a combination of recycled rubber tires and portuguese prime material cork, is a cost effective and versatile product. Designed for floor installations, the Vicork is placed between the concrete and the final floor finish. A quick solution for pro-audio, industrial, residential and commercial applications.



## Vicork C31



Thermal Properties  
**Thermal Conductivity** 0,038 W/m<sup>2</sup>K  
**Thermal Resistance** 0,066 m<sup>2</sup>K/W

Physical and Mechanical Properties  
**Specific Weight** 150 - 200 Kg/m<sup>3</sup>  
**Tensile Strength** > 150 KPa  
**Compression** 30%  
**Recovery** > 90%  
**Durability** Lifetime of the Building

Acoustic Performance  
**ΔLw** = 20 dB

## Vicork C61



Thermal Properties  
**Thermal Conductivity** 0,042 W/m<sup>2</sup>K  
**Thermal Resistance** 0,119 m<sup>2</sup>K/W

Physical and Mechanical Properties  
**Specific Weight** 150 - 180 Kg/m<sup>3</sup>  
**Tensile Strength** > 100 KPa  
**Compression** 50%  
**Recovery** > 90%  
**Durability** Lifetime of the Building

Acoustic Performance  
**ΔLw** = 33 dB

## Vicork U34



Thermal Properties (ISO 8301)  
**Thermal Conductivity** 0,140 W/m<sup>2</sup>K  
**Thermal Resistance** 0,057 m<sup>2</sup>K/W

Physical and Mechanical Properties  
**Surface Weight** 3.0 Kg/m<sup>2</sup>  
**Dynamic Stiffness** 28 MN/m<sup>3</sup>  
**Tensile Strength** > 600 KPa  
**Recovery** > 90%  
**Load Bearing** up to 3000 Kg/m<sup>2</sup>  
**Durability** Lifetime of the Building

Acoustic Performance  
**ΔLw** = 24 dB

## Vicork U31



Thermal Properties (ISO 8301)  
**Thermal Conductivity** 0,081 W/m<sup>2</sup>K  
**Thermal Resistance** 0,099 m<sup>2</sup>K/W

Physical and Mechanical Properties  
**Surface Weight** 2.5 Kg/m<sup>2</sup>  
**Dynamic Stiffness** 15 MN/m<sup>3</sup>  
**Tensile Strength** > 600 KPa  
**Recovery** > 90%  
**Load Bearing** up to 3000 Kg/m<sup>2</sup>  
**Durability** Lifetime of the Building

Acoustic Performance  
**ΔLw** = 27 dB

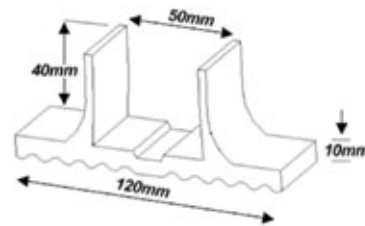

## Anti-Vibratics

# VicVibro FS Line Floor

The **VicVibro FS** is a specially designed homogeneous elastomeric support system for floating floors, aimed to reduce impact noise in wooden floors. The semi-cylindrical modulation at its base increases the deflection, thus improving the vibration absorption.

Regarding its installation the specially modulated receptor U can be fixed a wooden batten with expansion bolts or stainless steel nails. You should use metal washers in every fix point.

Attention: In every fix points must be used also metal washers.



# VicVibro WS Line Floor

The **VicVibro WS** is an antivibration and homogeneous elastomeric support system for gypsumboard partitions.

The semi-cylindrical modulation at their base (for WS.75 & 100) and the transversal holes (for WS.50), provides the necessary space for the rubber expansion to increase the deflection and consequently the vibration insulation. The inclined flaps of **Vibro-WS** cover the fixing bolts on the base and prevent possible contact with gypsum board.

The application of **VicVibro WS** in floating gypsumboard partitions decreases the flanking noise transmissions and Interrupt the heat-bridges and the increase of moisture between humid floors and walls.

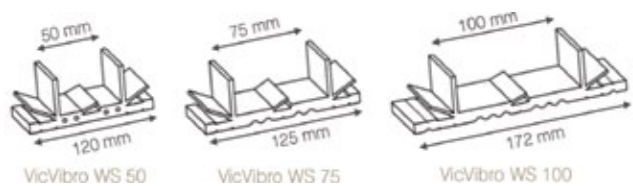
The **VicVibro WS** is installed on floor or ceiling metal profiles (U-runner with width 50, 75 or 100mm) in correspondence to the wall studs or it could also be installed unified.



VicVibro WS 50



VicVibro WS 75


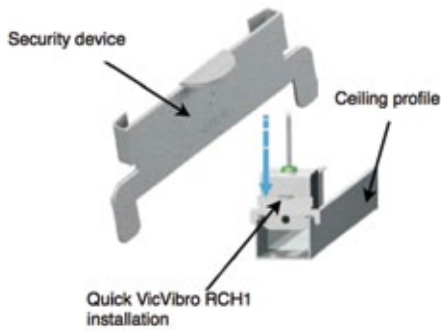



# VicVibro RCH1 Line


Anti-vibration ceiling hangers for common ceiling profiles. The installation procedure is extremely easy, speeding up the work, and reducing working costs. They have security devices to guarantee a safe installation, and contain a new quick leveling system.

The main advantage of this ceiling hanger is that you can quickly install a false ceiling, achieving a high quality finish, with minimum effort and costs. It has an exceptional isolation performance. If you want to build an angled ceiling, you can easily adjust the ceiling hangers.


Ceiling profile type: normal "C" ceiling profiles Steel bar diameter, available in 6mm and 8mm Installation Safety Available with 1 or 2 security devices to guarantee a safe installation.



VicVibro RCH1.01/5  
1 Security device  
30-50 Kg




VicVibro RCH1.02/6  
1 Security device  
30-50 Kg




VicVibro RCH1.03/7  
2 Security device  
30-50 Kg



VicVibro RCH1.04/8  
2 Security device  
30-50 Kg



VicVibro RCH1.09/11  
1 Security device  
Angle Adaptation  
30-50 Kg



VicVibro RCH1.10/12  
1 Security device  
Angle Adaptation  
30-50 Kg

	Plate Thickness	Shock Absorber	Weight Range	Application	Security Device	Angle Adaptation
VicVibro RCH1.01	1,5mm	viscoelastic	12-30 Kg	Frame (45/47mm)	1	✗
VicVibro RCH1.02	1,5mm	viscoelastic	30-50 Kg	Frame (45/47mm)	1	✗
VicVibro RCH1.03	1,5mm	viscoelastic	12-30 Kg	Frame (45/47mm)	2	✗
VicVibro RCH1.04	1,5mm	viscoelastic	30-50 Kg	Frame (45/47mm)	2	✗
VicVibro RCH1.05	1,5mm	viscoelastic	12-30 Kg	Frame (60mm)	1	✗
VicVibro RCH1.06	1,5mm	viscoelastic	30-50 Kg	Frame (60mm)	1	✗
VicVibro RCH1.07	1,5mm	viscoelastic	12-30 Kg	Frame (60mm)	2	✗
VicVibro RCH1.08	1,5mm	viscoelastic	30-50 Kg	Frame (60mm)	2	✗
VicVibro RCH1.09	1,5mm	viscoelastic	12-30 Kg	Frame (45/47mm)	1	✓
VicVibro RCH1.10	1,5mm	viscoelastic	12-30 Kg	Frame (45/47mm)	1	✓
VicVibro RCH1.11	1,5mm	viscoelastic	12-30 Kg	Frame (60mm)	1	✓
VicVibro RCH1.12	1,5mm	viscoelastic	12-30 Kg	Frame (60mm)	1	✓

Anti-Vibratics

# VicVibro RCH2

Anti-vibration ceiling hanger for ceiling T-bars. The open neck system allows a quick and simple installation. The insulator is provided with a unique leveling system.

The main advantage of using this ceiling hanger is that you can quickly install a false ceiling, achieving a high quality finish, with minimum effort and costs.



VicVibro RCH2.01/2  
Without Hooking System

VicVibro RCH2.03/4  
With Hooking System

	Plate Thickness	Shock Absorber	Weight Range	Installation	Steel Bar Diameter	Hooking System
VicVibro RCH2.01	1,5mm	viscoelastic	12-30 Kg	T-Bar	4mm	✗
VicVibro RCH2.02	1,5mm	viscoelastic	12-30 Kg	T-Bar	6mm	✗
VicVibro RCH2.03	1,5mm	viscoelastic	12-30 Kg	T-Bar	4mm	✓
VicVibro RCH2.04	1,5mm	viscoelastic	12-30 Kg	T-Bar	6mm	✓

Anti-Vibratics

# VicVibro SCH.01

Advanced anti-vibration system for ceiling suspension. Consists of a steel spring and rubber to achieve maximum isolation performance on low + medium + high frequencies. Now comes with a new security system to guarantee better resistance and higher security.

The steel spring provides an excellent degree of vibration insulation in the low/medium frequencies. - The rubber provides an important vibration isolation of the medium/high frequencies. - The combination of these 2 components make the best anti-vibration system for ceiling suspension.



VicVibro SCH1.01/2  
1 Security device  
30-50 Kg

VicVibro SCH1.03/4  
1 Security device  
30-50 Kg

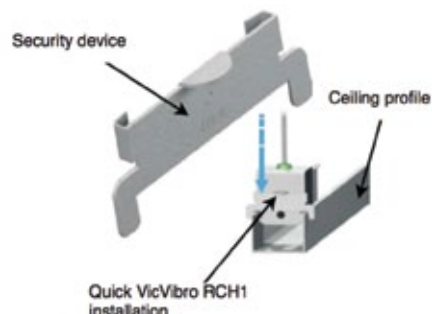



	Plate Thickness	Shock Absorber	Weight Range	Application	Security Device	Steel Bar Diameter
VicVibro SCH1.01	1,5mm	Hybrid	12-30 Kg	Frame (60mm)	1	6mm
VicVibro SCH1.02	1,5mm	Hybrid	12-30 Kg	Frame (60mm)	1	8mm
VicVibro SCH1.03	1,5mm	Hybrid	30-50 Kg	Frame (60mm)	1	6mm
VicVibro SCH1.04	1,5mm	Hybrid	30-50 Kg	Frame (60mm)	1	8mm



# VicVibro RWM


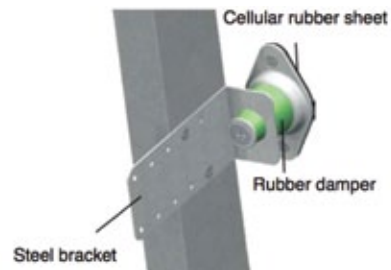
Anti-vibration wall mountings to prevent structural transmission through walls. Highly recommend to achieve structural stability of double-leaf walls, and at the same time prevent unwanted sound transmission to adjacent rooms. These units are a must when building walls with sizable dimension. Our VicVibro **RWM1.01** and VicVibro **RWM1.02** solutions are the only insulators on the market with the double insulation function allowing the absorption of walls bulging and the sound pressure of the inside. They are designed so that the extension bracket works freely in the compression of the rubber in both directions, assisting its performance in reducing vibrations. Our VicVibro **RWM1.03** and VicVibro **RWM1.04** solutions are made up of two parts: an elastic EPDM rubber cylinder and a steel bracket. The insulator fixed to the wall with a screw that passes through the elastic component. The insulator is extremely efficient because it absorbs compression from the inside (sound pressure) and the outside (compression caused by weight of the plasterboards...), improving performance at low frequencies by preventing the possibility of the rubber being stretched. The **RWM2** system combines specially designed materials and techniques allowing vibration reduction in both directions. It has a security system to prevent the complete collapse of the treatment in case of fire.



**VicVibro RWM1.01/2**  
Plasterboard  
10-45 Kg



**VicVibro RWM1.03/4/5/6**  
Ceramics / Concrete / Rigid Materials  
10-45 Kg



**VicVibro RWM2.01/2**  
Metalic Frame  
10-70 Kg

**VicVibro RWM2.03/4**  
Metalic Frame  
10-43 Kg

	Plate Thickness	Shock Absorber	Weight Range	Instalation	Security Device	n° Plans	Aplication Material
VicVibro RWM1.01	1,5mm	viscoelastic	10-45 Kg	Wall-Studs	✓	1	Plasterboard
VicVibro RWM1.02	0,8mm	viscoelastic	10-45 Kg	Wall-Studs	✓	1	Plasterboard
VicVibro RWM1.03	1,5mm	viscoelastic	10-45 Kg	Wall-Studs	✓	1	Ceramics / Concrete / Rigid Materials
VicVibro RWM1.04	0,8mm	viscoelastic	10-45 Kg	Wall-Studs	✓	1	Ceramics / Concrete / Rigid Materials
VicVibro RWM1.05	1,5mm	viscoelastic	10-70 Kg	Wall-Studs	✓	1	Ceramics / Concrete / Rigid Materials
VicVibro RWM1.06	0,8mm	viscoelastic	10-70 Kg	Wall-Studs	✓	1	Ceramics / Concrete / Rigid Materials
VicVibro RWM2.01	1,5mm	viscoelastic	10-70 Kg	Wall-Studs	✓	2	Metalic Frame
VicVibro RWM2.02	0,8mm	viscoelastic	10-70 Kg	Wall-Studs	✓	2	Metalic Frame
VicVibro RWM2.03	1,5mm	viscoelastic	10-43 Kg	Wall-Studs	✓	2	Metalic Frame
VicVibro RWM2.04	0,8mm	viscoelastic	10-43 Kg	Wall-Studs	✓	2	Metalic Frame

# VicVibro SWM


Anti-vibration wall mountings designed to prevent structural transmission and provide maximum structural stability. Highly recommended for absorption of vibrations produced by airborne and impact noise. The lowest frequencies of airborne noise tend to be in the range of 28-30Hz. Impact noise tends to be even lower.

The steel spring system and EPDM rubber is specially designed to prevent sound amplifications through the wall structures, where the sound pressure level is between 100dB-105dB (medium/ low frequencies).


Extremely efficient on the low frequency range. The system combines specially designed materials and techniques to achieve better results, and allowing vibration reduction in both directions. It has a security system to prevent the complete collapse of the treatment in case of fire. Extremely efficient in industrial zones. Suited for steel studs with dimensions: 48mm, 70mm, 90mm. May adapt to other dimensions.



VicVibro SWM1.01/2  
Metalic Frame  
10-43 Kg



VicVibro SWM2.01/2  
Metalic Frame  
10-43 Kg



Dimensions of steel studs:



Sheet thickness:




	Plate Thickness	Shock Absorber	Weight Range	Installation	Security Device	n° Plans	Application Material
VicVibro SWM1.01	1,5mm	Hybrid	10-70 Kg	Wall-Studs	✓	1	Ceramics / Concrete / Rigid Materials
VicVibro SWM1.02	0,8mm	Hybrid	10-70 Kg	Wall-Studs	✓	1	Ceramics / Concrete / Rigid Materials
VicVibro SWM2.01	1,5mm	Hybrid	10-70 Kg	Wall-Studs	✓	2	Ceramics / Concrete / Rigid Materials
VicVibro SWM2.02	0,8mm	Hybrid	10-70Kg	Wall-Studs	✓	2	Ceramics / Concrete / Rigid Materials

## Acoustic Doors

# Standard Studio Door Vicoustic Door 37 Series

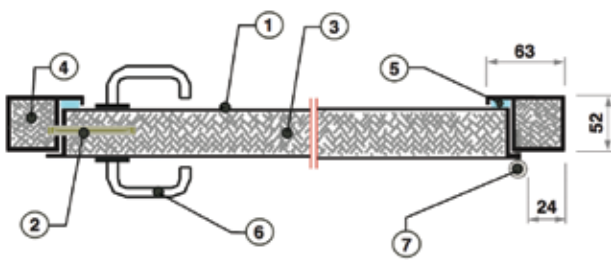
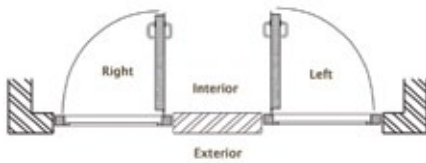
This sound proof door has 44mm of thickness, and includes a rim all along its periphery except on the bottom, with a seal in a special profile all around, and close to the pavement with a mechanical system moveable threshold.

The door is composed with steel sheets 1,5 mm thick, and also consists of a core completely filled with absorbent and damping material. It includes an asymmetric European lock with a Yale-type key and special hinges in the model with three-rod adjustment.

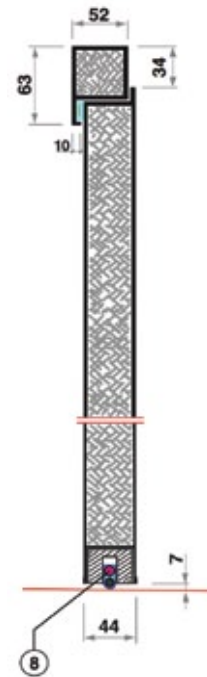


Anti-Panic Bar    Keylock + Anti-Panic Bar    Circular Double Window (30 cm)    Auto-Close System

Description	Dimensions	Doors	Weight	Finish	RW
Studio Door 37800	80x200cm	1	60Kg	Steel	37dB
Studio Door 37850	85x200cm	1	63Kg	Steel	37dB
Studio Door 37900	90x200cm	1	66Kg	Steel	37dB
Studio Door 37850	95x200cm	1	70Kg	Steel	37dB



- 1- Steel plate
- 2- European Lock with "Yale"-type Key
- 3- Panel with a very absorbent plate
- 4- Metal rim with an absorber inside
- 5- Sealant with a special profile
- 6- Aluminium handle
- 7- Hinge suited for the door's weight, allowing 180° rotation
- 8- Moveable threshold




## Acoustic Doors

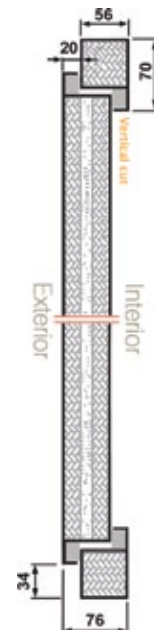
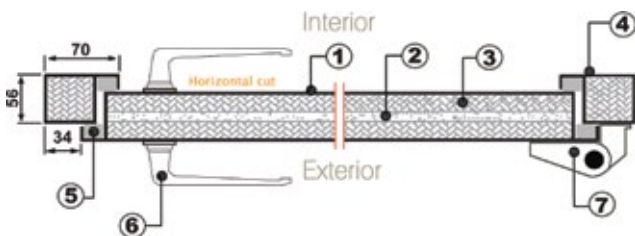
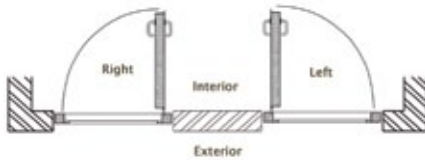
# Premium Studio Door Vicooustic Door 43 Series

In order to guarantee an efficient insulation procedure, Vicooustic recommends the use of sound proof doors to maximize sound insulation. Even if your room has the best wall, roof and floor insulation, sound can be transmitted through doors.

This sound proof door is 56mm thick, and includes a rim all along its periphery. It consists of a heavy core and two absorbent chambers completely filled with M0 fire classification material M0. The door has a manual aluminum open/close wedge-type system with a dual seal in a special profile all along the periphery. The door can have anchor bolts and/or drill holes in the rim for fastening with screws.



Description	Dimensions	Doors	Weight	Finish	RW
Premium Studio Door 43700	70x200cm	1	68Kg	Steel	46dB
Premium Studio Door 43800	80x200cm	1	75Kg	Steel	46dB
Premium Studio Door 43900	90x200cm	1	81Kg	Steel	46dB
Premium Studio Door 4321400	140x200cm	2	113Kg	Steel	46dB
Premium Studio Door 4321600	160x200cm	2	126Kg	Steel	46dB
Premium Studio Door 4321800	180x200cm	2	139Kg	Steel	46dB
Premium Studio Door 43700w	70x200cm	1	82Kg	Wood Cherry	46dB
Premium Studio Door 43800w	80x200cm	1	91Kg	Wood Cherry	46dB
Premium Studio Door 43900w	90x200cm	1	99Kg	Wood Cherry	46dB
Premium Studio Door 4321400w	140x200cm	2	141Kg	Wood Cherry	46dB
Premium Studio Door 4321600w	160x200cm	2	158Kg	Wood Cherry	46dB
Premium Studio Door 4321800w	180x200cm	2	175Kg	Wood Cherry	46dB



- 1- Steel plate
- 2- Heavy Core
- 3- Panel with a very absorbent plate
- 4- Metal rim with an absorber inside
- 5- Sealant with a special profile
- 6- Aluminium handle
- 7- Hinge suited for the door's weight, allowing 180° rotation

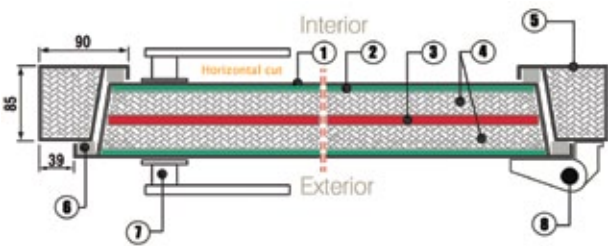
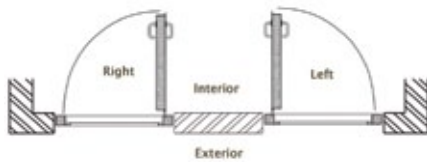
# Extreme Studio Door Vicooustic Door 49 Series

In order to guarantee an efficient insulation procedure, Vicooustic recommends the use of sound proof doors to maximize sound insulation. Even if your room has the best wall, roof and floor insulation, sound can be transmitted through doors.

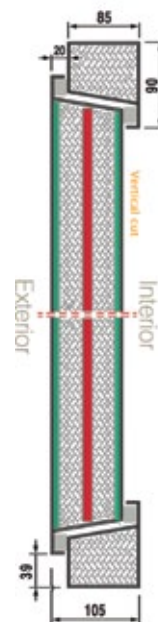
This sound proof door is 85mm thick, and includes a rim all along its periphery. It consists of a heavy core and two absorbent chambers completely filled with M0 fire classification material M0. The door has a manual aluminum open/close wedge-type system with a dual seal in a special profile all along the periphery. The door can have anchor bolts and/or drill holes in the rim for fastening with screws.



Description	Dimensions	Doors	Weight	Finish	RW
Extreme Studio Door 49700	70x200cm	1	113Kg	Steel	52dB
Premium Studio Door 49800	80x200cm	1	124Kg	Steel	52dB
Premium Studio Door 49900	90x200cm	1	135Kg	Steel	52dB
Premium Studio Door 4921400w	140x200cm	2	190Kg	Steel	52dB
Premium Studio Door 4921600w	160x200cm	2	211Kg	Steel	52dB
Premium Studio Door 4921800w	180x200cm	2	233Kg	Steel	52dB



- 1- Steel plate
- 2- Damping sheet applied via fastening
- 3- Heavy Core
- 4- Panel with a very absorbent plate
- 5- Metal rim with an absorber inside
- 6- Sealant with a special profile
- 7- Aluminium handle
- 8- Hinge suited for the door's weight, allowing 180° rotation

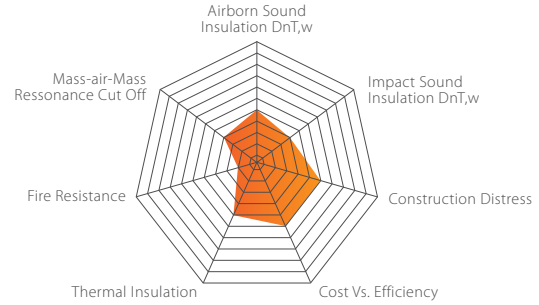


# 1. Economic Solution 1 of 4

## Walls

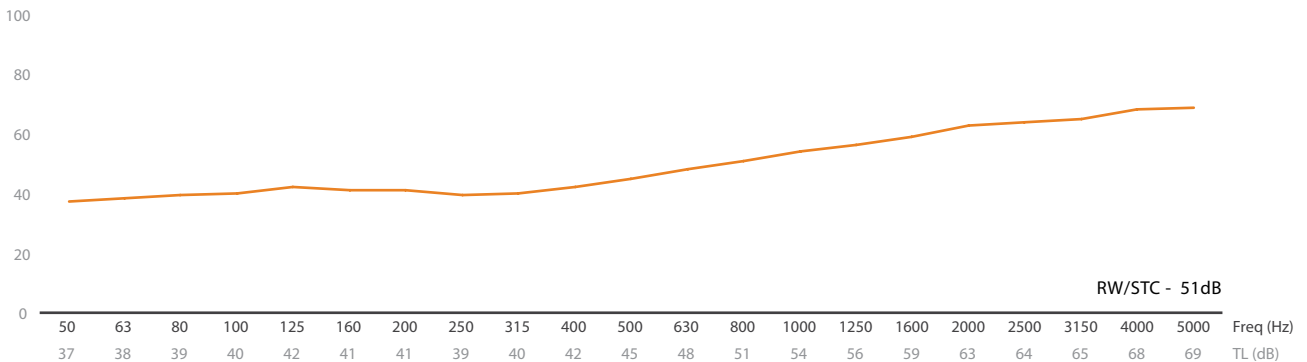
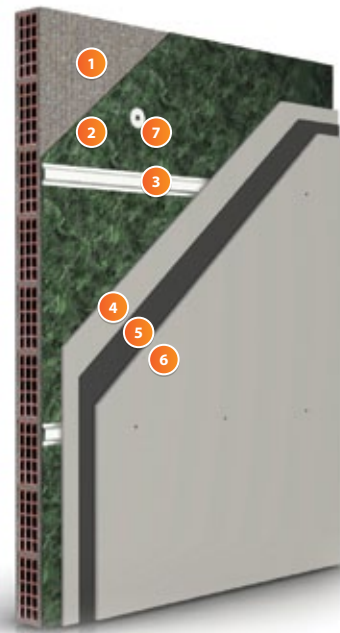
Sound insulation reinforcement on the walls of the room. Consists of a double plasterboard layer with 2 acoustic blankets: **Vicoustic Isoblanket PRO (5mm)** and **Vicoustic Isoblanket (3mm)**.

The plasterboard layers should be applied between our **VicVibro WS** to prevent direct contact between walls, floor, and ceiling.



	Thickness (mm)	Spacing (mm)	Density (Kg/m <sup>3</sup> )	Surface Dens. (Kg/m <sup>3</sup> )
1 - Brick Wall	110	-	1450	159,5
2 - Iso Blanket Pro	8	-	1950	15,6
3 - Resilient Chanel	15	600	-	-
4 - Plasterboard Panel	13	-	640	8,3
5 - Iso Blanket	3	-	1950	5,9
6 - Plasterboard Panel	15	-	653	9,8
7 - Washers	-	400	-	-

Note: Highlighted products are the ones supplied by Vicoustic

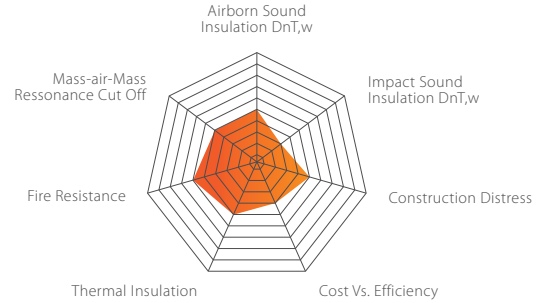


Note: The insulation performance shown on the graph, was calculated doing a computer simulation. Real life results may vary approximately 10% depending on the characteristics of each material (ex. Bricks, plasterboard density, stud spacing, etc). In order to obtain best results you should do a box-in-box sound insulation, avoiding direct sound transmission, and flanking sound transmission. It is important to proceed with the construction using the correct application of each material (see technical and safety data sheet of each product), in order to obtain the best results.

# 1. Economic Solution 2 of 4

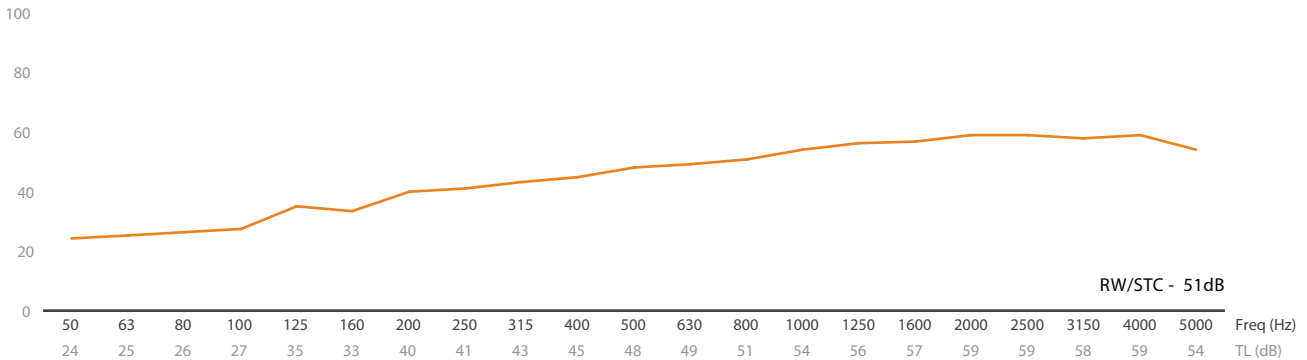
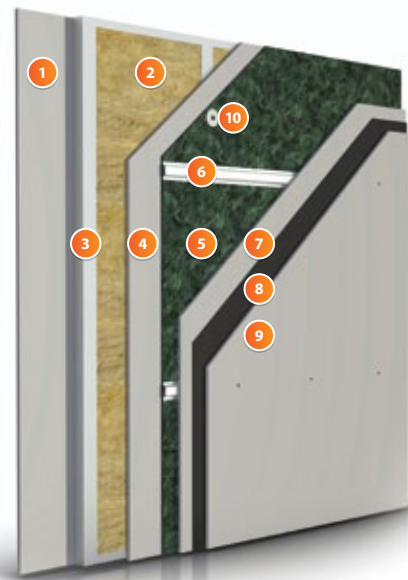
## Wall Division

Partition wall made from 2 sandwich panels on each side. Each sandwich panel is made from a double plasterboard layer with an acoustic blanket in the middle: **Vicoustic Isoblanket PRO (5mm)** or **Vicoustic Isoblanket (3mm)**.



	Thickness (mm)	Spacing (mm)	Density (Kg/m3)	Surface Dens. (Kg/m3)
1 - Plasterboard Panel	15	-	653	9,8
2 - Rockwool	40	-	80	3,2
3 - Steel Studs	46	600	-	-
4 - Plasterboard Panel	15	-	653	9,8
5 - Iso Blanket Pro	8	-	1950	15,6
6 - Resilient Chanel	15	600	-	-
7 - Plasterboard Panel	13	-	640	8,3
8 - Iso Blanket	5	-	25	0,1
9 - Plasterboard Panel	15	-	653	9,8
10 - Washers	-	400	-	-

Note: Highlighted products are the ones supplied by Vicoustic

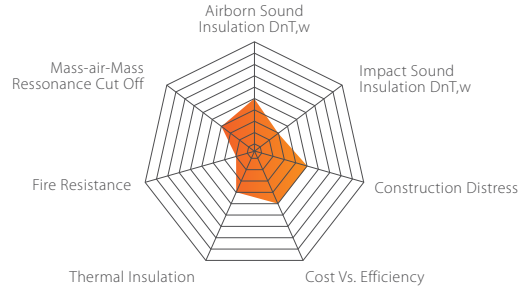


Note: The insulation performance shown on the graph, was calculated doing a computer simulation. Real life results may vary approximately 10% depending on the characteristics of each material (ex. Bricks, plasterboard density, stud spacing, etc). In order to obtain best results you should do a box-in-box sound insulation, avoiding direct sound transmission, and flanking sound transmission. It is important to proceed with the construction using the correct application of each material (see technical and safety data sheet of each product), in order to obtain the best results.

# 1. Economic Solution 3 of 4

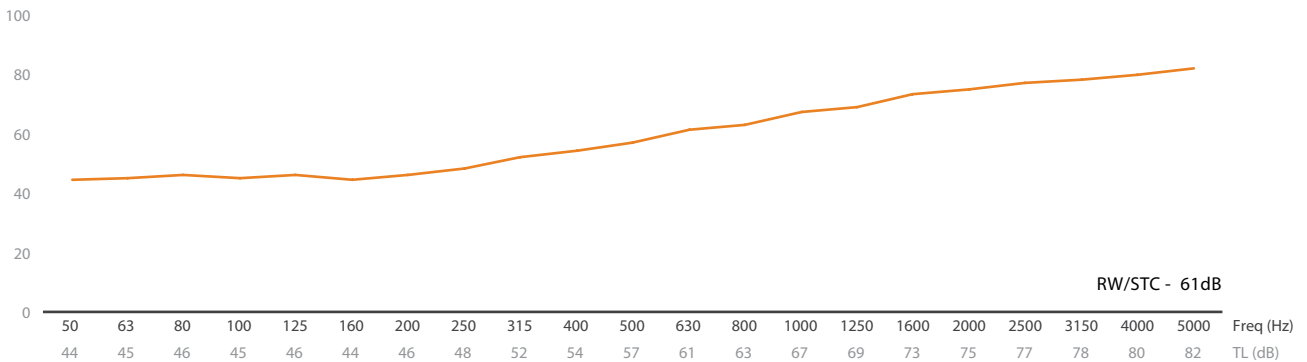
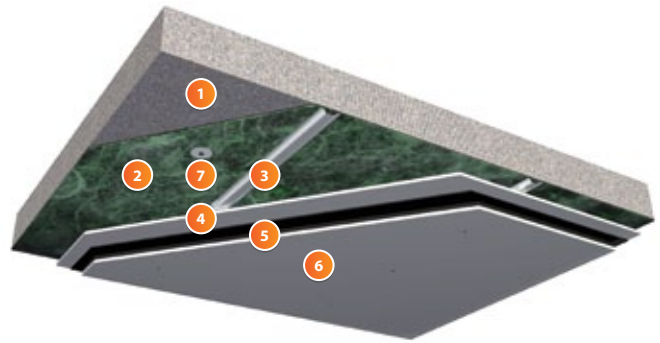
## Ceiling

Sound insulation reinforcement on the ceiling of the room. Consists of a double plasterboard layer with 2 acoustic blankets: **Vicoustic Isoblanket PRO (5mm)** and **Vicoustic Isoblanket (3mm)**.



	Thickness (mm)	Spacing (mm)	Density (Kg/m3)	Surface Dens. (Kg/m3)
1 - Concrete	150	-	1450	159,5
2 - Iso Blanket Pro	8	-	1950	15,6
3 - Resilient Chanel	15	600	-	-
4 - Plasterboard Panel	13	-	640	8,3
5 - Iso Blanket	3	-	1950	5,9
6 - Plasterboard Panel	15	-	653	9,8
7 - Washers	-	400	-	-

Note: Highlighted products are the ones supplied by Vicoustic



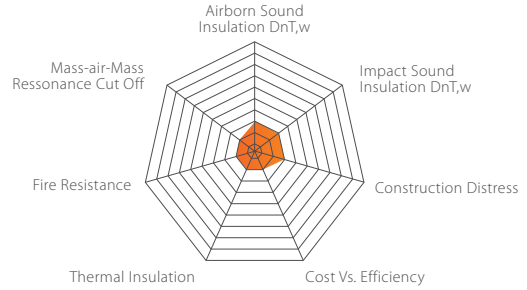
Note: The insulation performance shown on the graph, was calculated doing a computer simulation. Real life results may vary approximately 10% depending on the characteristics of each material (ex. Bricks, plasterboard density, stud spacing, etc). In order to obtain best results you should do a box-in-box sound insulation, avoiding direct sound transmission, and flanking sound transmission. It is important to proceed with the construction using the correct application of each material (see technical and safety data sheet of each product), in order to obtain the best results.



# 1. Economic Solution 4 of 4

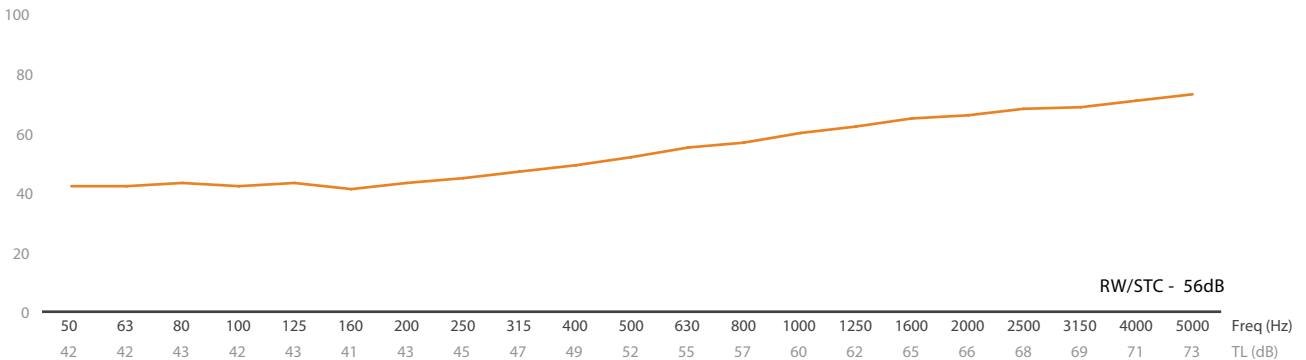
## Floor

Sound insulation reinforcement on the floor of the room. Consists of a high density sound blocking membrane above the initial floor: **Vicoustic's Iso-blanket (1950kg/m<sup>3</sup>)**. And below the wooden parquet you should apply an acoustic membrane destined to absorb impact sound from footsteps, falling objects, etc: **Vicoustic's IsoUnderfloor (5mm)**.



	Thickness (mm)	Spacing (mm)	Density (Kg/m <sup>3</sup> )	Surface Dens. (Kg/m <sup>3</sup> )
1 - Concrete	150	-	2340	351
2 - Iso Blanket	3	-	1950	5,9
3 - IsoUnderfloor	5	-	25	0,1
4 - Wooden Parket	5	-	-	-
5 - Footer	-	-	-	-

Note: Highlighted products are the ones supplied by Vicoustic

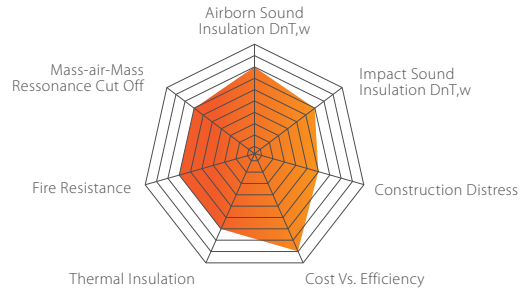


Note: The insulation performance shown on the graph, was calculated doing a computer simulation. Real life results may vary approximately 10% depending on the characteristics of each material (ex. Bricks, plasterboard density, stud spacing, etc). In order to obtain best results you should do a box-in-box sound insulation, avoiding direct sound transmission, and flanking sound transmission. It is important to proceed with the construction using the correct application of each material (see technical and safety data sheet of each product), in order to obtain the best results.

# 2. Efficient Solution 1 of 4

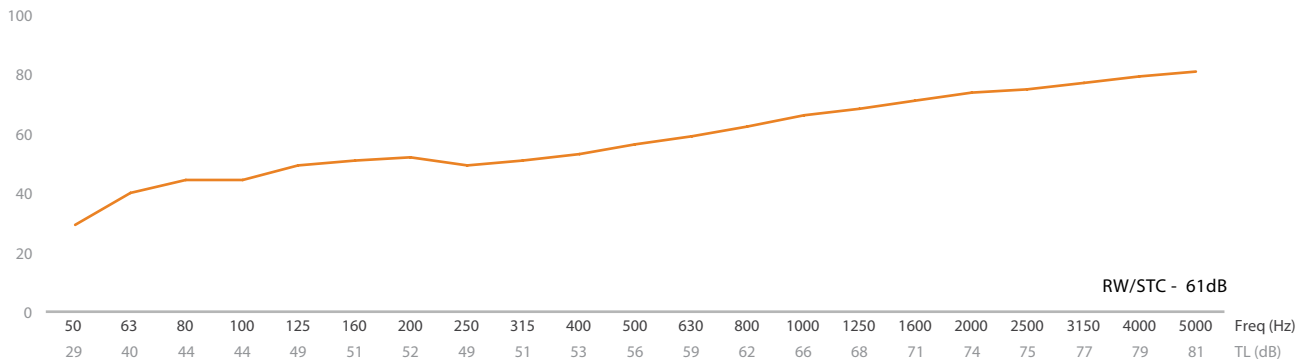

## Walls

Sound insulation reinforcement on the walls of the room. Consists of a double plasterboard layer with 1 acoustic blanket in the middle: **Vicoustic Isoblanket (3mm)**. On the airbox we recommend applying our polyurethane foam panels called **Vicoustic Vicycle60**. The plasterboard panels should be installed on a stud framing, using anti-vibration wall mountings to prevent structural transmission. These wall mounts are called **Vicoustic VicVibro RWM1**. A security device is integrated to avoid collapse in case of fire: the insulators have a central axis threaded into a metal sole plate that is fixed to the wall, the EPDM body will eventually be destroyed.



	Thickness (mm)	Spacing (mm)	Density (Kg/m3)	Surface Dens. (Kg/m3)
1 - Brick Wall	100	-	1450	-
2 - Air Box	40	-	-	-
3 - Steel Stubs	46	600	-	-
4 - Vicycle 60	60	-	60	3,6
5 - Plasterboard Panel	13	-	640	8,3
6 - Iso Blanket	3	-	1950	5,9
7 - Plasterboard Panel	15	-	653	9,8
8 - Vicvibro - WS	-	600	-	-
9 - Vicvibro - RWM1	-	600	-	-

Note: Highlighted products are the ones supplied by Vicoustic



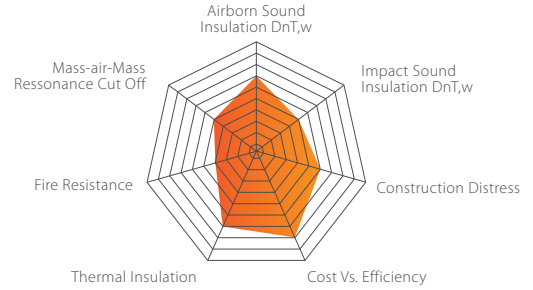
Note: The insulation performance shown on the graph, was calculated doing a computer simulation. Real life results may vary approximately 10% depending on the characteristics of each material (ex. Bricks, plasterboard density, stud spacing, etc). In order to obtain best results you should do a box-in-box sound insulation, avoiding direct sound transmission, and flanking sound transmission. It is important to proceed with the construction using the correct application of each material (see technical and safety data sheet of each product), in order to obtain the best results.

# 2. Efficient Solution 2 of 4

## Wall Division

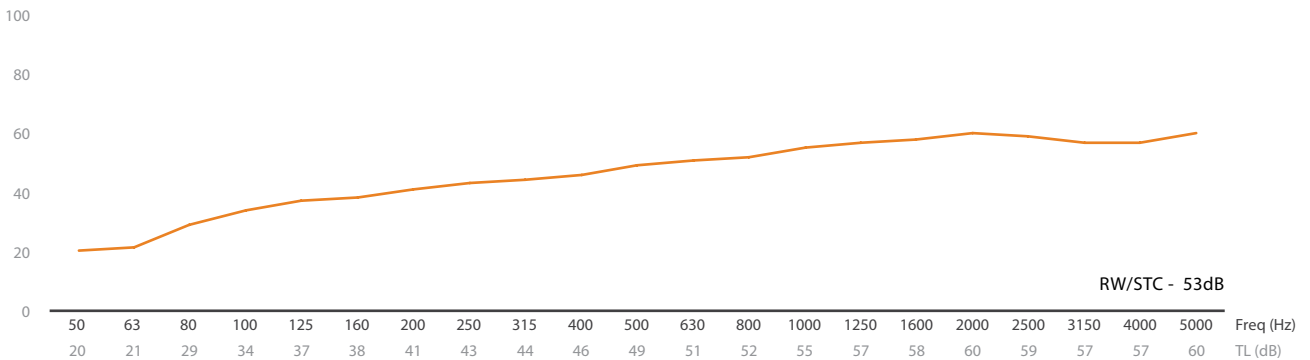
Partition wall made from 2 sandwich panels on each side. Each sandwich panel is made from a double plasterboard layer with an acoustic blanket in the middle: **Vicoustic's Isoblanket or Vicoustic's Isoblanket Pro**.

On the airbox we recommend applying our polyurethane foam panels called **Vicoustic Vicycle60** and one Layer of Rock Wool. The plasterboard panels should be installed on a stud framing, using anti-vibration wall mountings to prevent structural transmission. These wall mounts are called **Vicoustic VicVibro RWM1**. A security device is integrated to avoid collapse in case of fire: the insulators have a central axis threaded into a metal sole plate that is fixed to the wall, the EPDM body will eventually be destroyed.



	Thickness (mm)	Spacing (mm)	Density (Kg/m3)	Surface Dens. (Kg/m3)
1 - Plasterboard Panel	15	-	653	9,8
2 - Iso Blanket Pro	5	-	25	0,1
3 - Plasterboard Panel	13	-	640	8,3
4 - Vicycle 60	60	-	60	3,6
5 - Vicvibro - WS	-	600	-	-
6 - Steel Stubs	46	600	-	-
7 - Air Box	40	-	-	-
8 - Rock Wool	40	-	80	3,2
9 - Plasterboard Panel	13	-	640	8,3
10 - Iso Blanket	3	-	1950	5,9
11 - Plasterboard Panel	15	-	653	9,8
12 - Vicvibro - RWM2	-	600	-	-

Note: Highlighted products are the ones supplied by Vicoustic

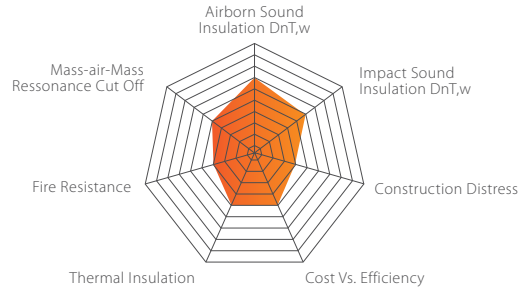


Note: The insulation performance shown on the graph, was calculated doing a computer simulation. Real life results may vary approximately 10% depending on the characteristics of each material (ex. Bricks, plasterboard density, stud spacing, etc). In order to obtain best results you should do a box-in-box sound insulation, avoiding direct sound transmission, and flanking sound transmission. It is important to proceed with the construction using the correct application of each material (see technical and safety data sheet of each product), in order to obtain the best results.

# 2. Efficient Solution 3 of 4

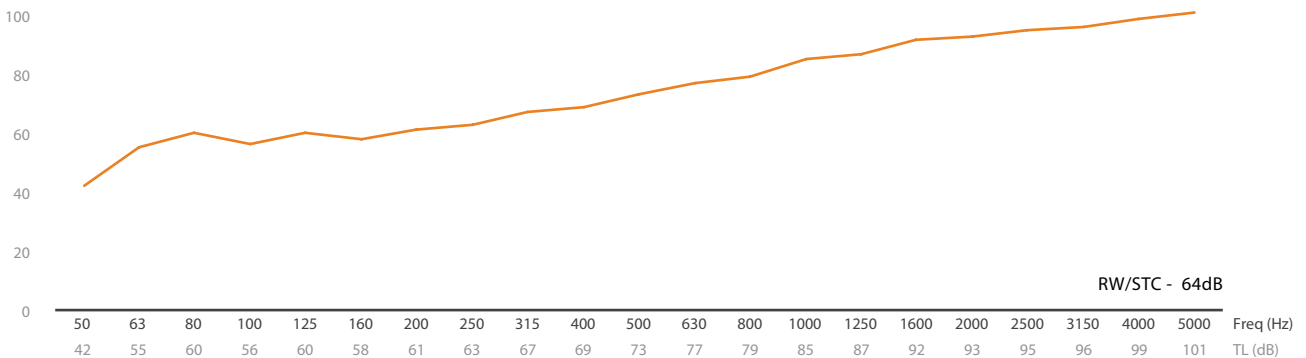

## Ceiling

Sound insulation reinforcement on the ceiling of the room. Consists of a double plasterboard layer with 1 acoustic blanket in the middle: Vicoustic Isoblanket (3mm). On the airbox we recommend applying our polyurethane foam panels called Vicoustic Vicycle60. The plasterboard panels should be installed on a ceiling framing (45/47mm profile diameter), using anti-vibration ceiling hangers to prevent structural transmission. These hangers are called Vicoustic VicVibro RCH1.01. A security device is integrated to avoid collapse and guarantee total safety.



	Thickness (mm)	Spacing (mm)	Density (Kg/m <sup>3</sup> )	Surface Dens. (Kg/m <sup>3</sup> )
1 - Concrete Slab	150	-	2340	351,0
2 - Air Box	400	-	-	-
3 - Vicycle 60	60	-	60	3,6
4 - Ceiling Profiles	30	600	-	-
5 - Vic Vibro- RCH	-	600	-	-
6 - Plasterboard Panel	13	-	640	8,3
7 - Iso Blanket	3	-	1950	5,9
8 - Plasterboard Panel	15	-	653	9,8

Note: Highlighted products are the ones supplied by Vicoustic



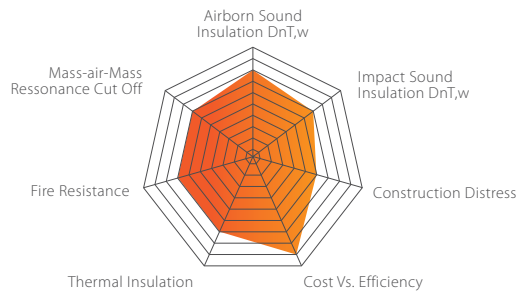
Note: The insulation performance shown on the graph, was calculated doing a computer simulation. Real life results may vary approximately 10% depending on the characteristics of each material (ex. Bricks, plasterboard density, stud spacing, etc). In order to obtain best results you should do a box-in-box sound insulation, avoiding direct sound transmission, and flanking sound transmission. It is important to proceed with the construction using the correct application of each material (see technical and safety data sheet of each product), in order to obtain the best results.

# 2. Efficient Solution 4 of 4

## Floor

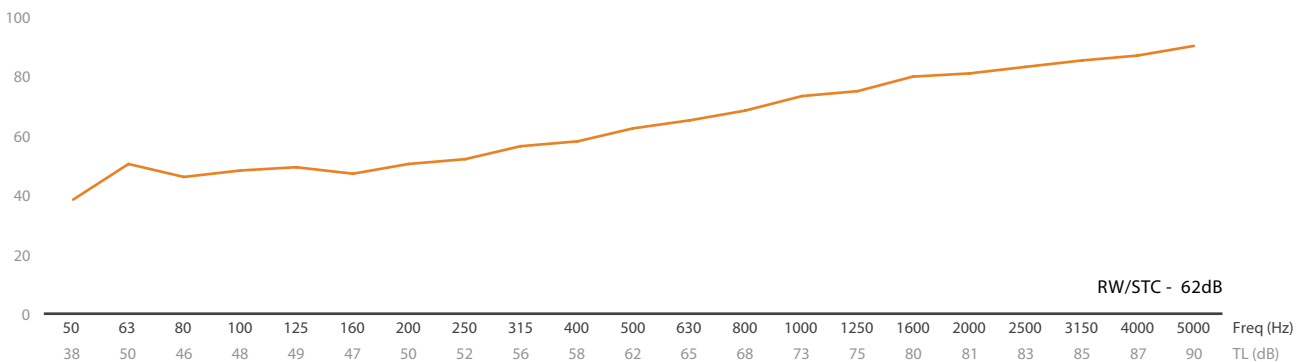

Sound insulation reinforcement on the floor of the room. Consists of a floating wood floor suspended in antivibration pad.

These avoid direct contact between the acoustic floor and the building's structure, increasing sound insulation. Between the acoustic battens should be used absorption material.



	Thickness (mm)	Spacing (mm)	Density (Kg/m3)	Surface Dens. (Kg/m3)
1 - Vicork U31	8	-	-	-
2 - Concrete Slab	50	-	2250	-
3 - Iso Underfloor	5	-	740	-
4 - Iso Wall Decoupling	10	-	860	-
5 - Wooden Parket	-	-	-	-
6 - Footer	-	-	-	-

Note: Highlighted products are the ones supplied by Vicoustic

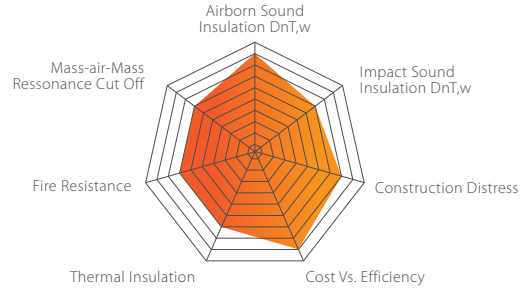


Note: The insulation performance shown on the graph, was calculated doing a computer simulation. Real life results may vary approximately 10% depending on the characteristics of each material (ex. Bricks, plasterboard density, stud spacing, etc). In order to obtain best results you should do a box-in-box sound insulation, avoiding direct sound transmission, and flanking sound transmission. It is important to proceed with the construction using the correct application of each material (see technical and safety data sheet of each product), in order to obtain the best results.

# 3. Most Efficient Solution 1 of 4

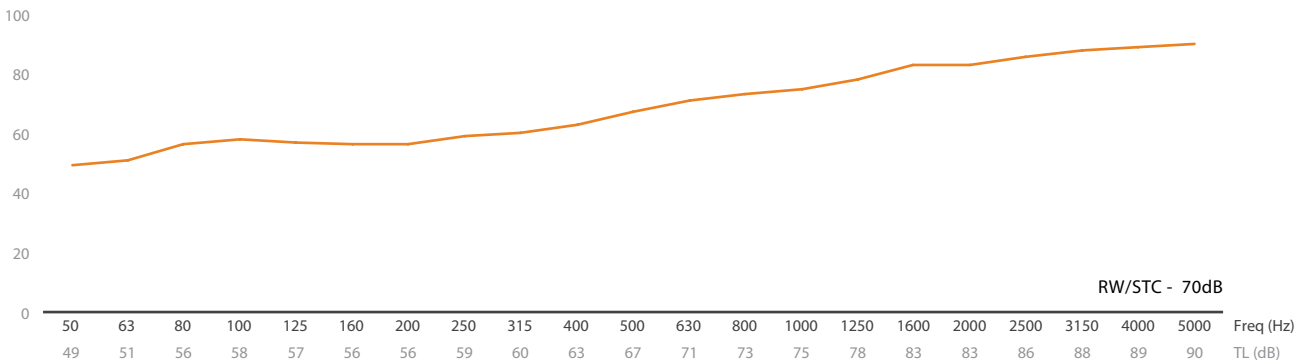
## Walls

We recommend a double wall construction for optimum sound insulation performance. The first layer should be made with 140mm concrete blocks. They should be constructed over an isolating strip, avoiding direct contact with the structural building. The airbox should be approximately 14cm and should have 2 types of absorbing material: high density rockwool (100kg/m<sup>3</sup>) and **Vicoustic's Vicycle 60**. We also recommend having an airgap between both materials. The second layer should consist of 3 materials: 18mm cement bonded particle board (1250kg/m<sup>3</sup>), 12mm moisture resistant MDF (800kg/m<sup>3</sup>), 25mm fire resistant plasterboard (800kg/m<sup>3</sup>). Between these 3 materials we recommend 2 acoustic blankets: Vicoustic **Isoblanket PRO (5mm)** and **Vicoustic Isoblanket (3mm)**. The stud framing should be constructed using anti-vibration wall mountings to prevent structural transmission. These wall mounts are called **Vicoustic VicVibro SWM1**. A security device is integrated to avoid collapse in case of fire: the insulators have a central axis threaded into a metal sole plate that is fixed to the wall, the EPDM body will eventually be destroyed.



	Thickness (mm)	Spacing (mm)	Density (Kg/m <sup>3</sup> )	Surface Dens. (Kg/m <sup>3</sup> )
1 - VicVibro Ws50	-	-	-	-
2 - Steel Studs	48	-	-	-
3 - Plasterboard	13	-	800	-
4 - IsoBlanket	4	-	-	6,5
5 - MDF	12	-	900	-
6 - Isoblanket Pro	8	-	-	4,6
7 - Cement Particle Board	15	-	1250	-
8 - VicVibro SWM1.01	-	-	-	-
9 - Vicycle 60	60	-	60	-
10 - Rockwool	50	-	100	-
11 - Concrete Blocks	140	-	2200	-

Note: Highlighted products are the ones supplied by Vicoustic



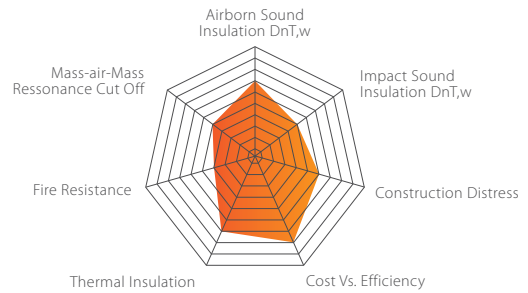
Note: The insulation performance shown on the graph, was calculated doing a computer simulation. Real life results may vary approximately 10% depending on the characteristics of each material (ex. Bricks, plasterboard density, stud spacing, etc). In order to obtain best results you should do a box-in-box sound insulation, avoiding direct sound transmission, and flanking sound transmission. It is important to proceed with the construction using the correct application of each material (see technical and safety data sheet of each product), in order to obtain the best results.

# 3. Most Efficient Solution 2 of 4

## Wall Division

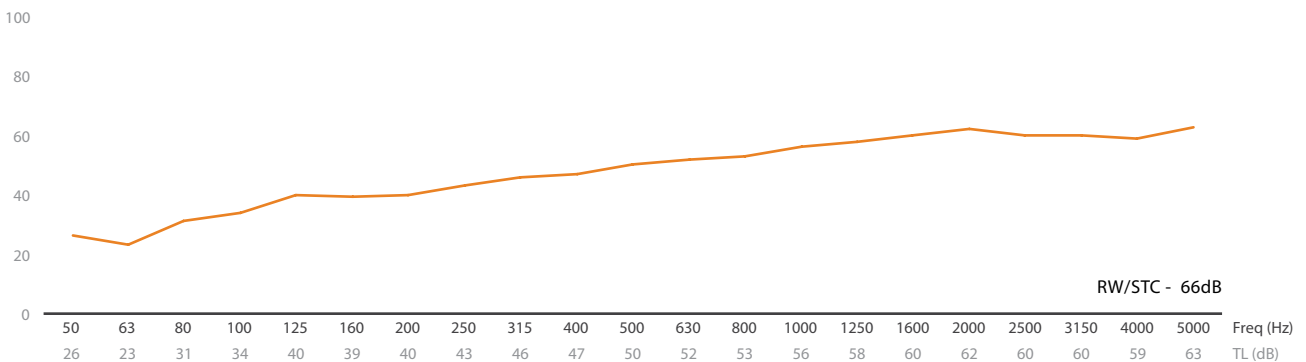
Partition wall made from 2 sandwich panels on each side. Each sandwich panel is made from a triple plasterboard layer with an acoustic blanket in the middle: Vicoustic's Isoblanket or Vicoustic's Isoblanket Pro.

On the airbox we recommend applying our polyurethane foam panels called Vicoustic Vicycle60 and one Layer of Rock Wool. The plasterboard panels should be installed on a stud framing, using anti-vibration wall mountings to prevent structural transmission. These wall mounts are called Vicoustic VicVibro RWM1. A security device is integrated to avoid collapse in case of fire: the insulators have a central axis threaded into a metal sole plate that is fixed to the wall, the EPDM body will eventually be destroyed.



	Thickness (mm)	Spacing (mm)	Density (Kg/m3)	Surface Dens. (Kg/m3)
1 - VicVibro Ws50	-	-	-	-
2 - Plasterboard	15	-	-	-
3 - IsoBlanket Pro	10	-	-	4,6
4 - MDF	13	-	900	-
5 - IsoBlanket	13	-	-	6,5
6 - Plasterboard	3	-	-	-
7 - RockWool	50	-	100	-
8 - Air Box	-	50	-	-
9 - Vicycle 60	60	-	70	-
10 - Vic Vibro SWM2	-	-	-	-
11 - Plasterboard	15	-	-	-
12 - Iso Blanket Pro	8	-	-	4,6
13 - MDF	13	-	-	-
14 - IsoBlanket	4	-	-	6,5
15 - Plasterboard	15	-	-	-

Note: Highlighted products are the ones supplied by Vicoustic



Note: The insulation performance shown on the graph, was calculated doing a computer simulation. Real life results may vary approximately 10% depending on the characteristics of each material (ex. Bricks, plasterboard density, stud spacing, etc). In order to obtain best results you should do a box-in-box sound insulation, avoiding direct sound transmission, and flanking sound transmission. It is important to proceed with the construction using the correct application of each material (see technical and safety data sheet of each product), in order to obtain the best results.

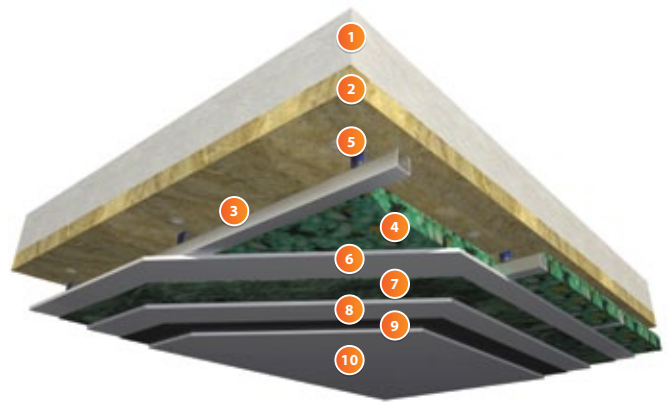
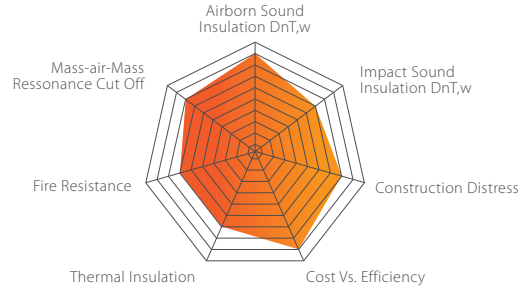
# 3. Most Efficient Solution 3 of 4

## Ceiling

We recommend constructing a suspended ceiling for optimum sound insulation. The structural concrete slab should be a thick dense concrete structure with a minimum of 20cm pf thickness.

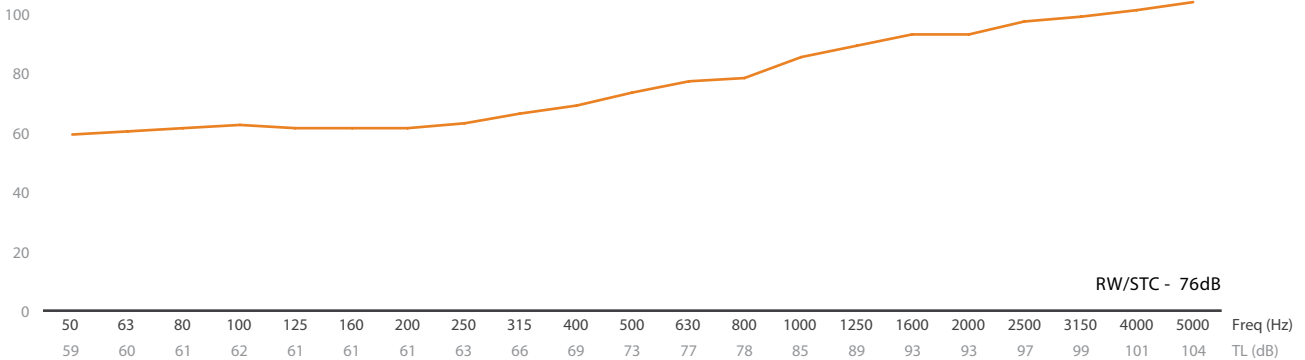
We then recommend constructing a false ceiling made from 3 materials: 18mm cement bonded particle board (1250kg/m<sup>3</sup>), 12mm moisture resistant MDF (800kg/m<sup>3</sup>), 25mm fire resistant plasterboard (800kg/m<sup>3</sup>). Between these 3 materials we recommend 2 acoustic blankets: Vicoustic Isoblanket PRO (5mm) and Vicoustic Isoblanket (3mm). The ceiling profiles should be suspended in anti-vibration ceiling hangers to prevent structural transmission. These hangers are called Vicoustic VicVibro SCH.03. A security device is integrated to avoid collapse and guarantee total safety.

Between the suspended ceiling and the structural slab, we recommend an airbox with approximately 14cm. It should have 2 types of absorbing material: high density rockwool (100kg/m<sup>3</sup>) and Vicoustic's Vicycle 60. We also recommend having an airgap between both materials.



	Thickness (mm)	Spacing (mm)	Density (Kg/m <sup>3</sup> )	Surface Dens. (Kg/m <sup>3</sup> )
1 - Concrete Slab	150	-	2340	351
2 - Rockwool	50	-	-	100
3 - Air Space	30	-	-	-
4 - Vicycle 60	60	-	60	-
5 - VicVibro SCH.03	-	-	-	-
6 - Cement Particle Board	15	-	-	-
7 - IsoBlanket Pro	10	-	-	4,6
8 - MDF	8	-	900	-
9 - IsoBlanket	3	-	-	6,5
10 - Plaster board	13	-	653	9,8

Note: Highlighted products are the ones supplied by Vicoustic



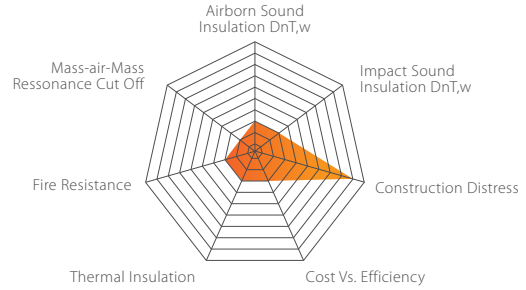
The insulation performance shown on the graph, was calculated doing a computer simulation. Real life results may vary approximately 10% depending on the characteristics of each material (ex. Bricks, plasterboard density, stud spacing, etc). In order to obtain best results you should do a box-in-box sound insulation, avoiding direct sound transmission, and flanking sound transmission. It is important to proceed with the construction using the correct application of each material (see technical and safety data sheet of each product), in order to obtain the best results.



# 3. Most Efficient Solution 4 of 4

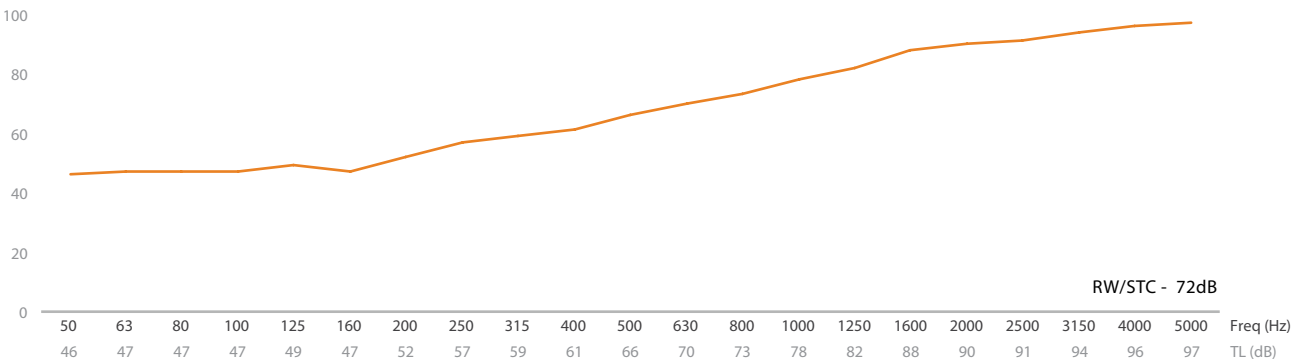
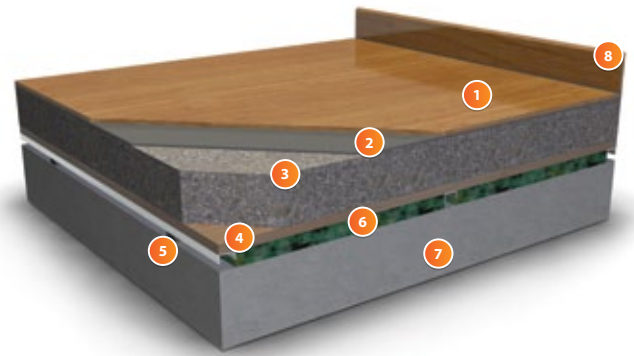
## Floor

Sound insulation reinforcement on the floor of the room. Consists of a floating concrete floor suspended in antivibration bearings. These avoid direct contact between the acoustic floor and the building's structure, increasing sound insulation. Between the acoustic battens should be used absorption material.



	Thickness (mm)	Spacing (mm)	Density (Kg/m3)	Surface Dens. (Kg/m3)
1 - Wooden Parquet	5	-	-	-
2 - Iso Underfloor	5	-	-	0,1
3 - Reinforced Concrete	100	-	2340	351,0
4 - Board Layer	5	-	-	-
5 - Vicork LAT-30	-	-	-	-
6 - Vicycle 30	30	-	60	0,9
7 - Concrete Slab	200	-	2340	351,0
8 - Footer	-	-	-	-

Note: Highlighted products are the ones supplied by Vicoustic



Note: The insulation performance shown on the graph, was calculated doing a computer simulation. Real life results may vary approximately 10% depending on the characteristics of each material (ex. Bricks, plasterboard density, stud spacing, etc). In order to obtain best results you should do a box-in-box sound insulation, avoiding direct sound transmission, and flanking sound transmission. It is important to proceed with the construction using the correct application of each material (see technical and safety data sheet of each product), in order to obtain the best results.



### 3.

# Fixation Systems

Each panel has its own Fixation System. This section contains all the information on how to apply Vicoustic panels, as well as the materials and procedures. Below find a list of products separated by their own Fixation system system.

#### A. FLEXI GLUE (WALL and CEILING)

- Cinema Round
- Cinema Square
- Flat Panel
- Flexi A40
- Omega Wood
- Square Tile
- Super Bass Extreme
- Vari Panel Kit
- Visquare
- Viwash
- Vixagon
- Wavewood

#### B. FLEXI GLUE + ADHESIVE (WALL and CEILING)

- Flexi Wave

#### C. METALLIC SYSTEM WALL-CEILING CONNECTION

- Super Bass Extreme

#### D. METALLIC SYSTEM WALL

- Flexi Wave

#### E. METALLIC SYSTEM CEILING

- VDA

#### F. VISUSPENTION

- Suspended Baffle

#### G. WOOD SYSTEM WALL

- Multifuser Wood 36
- Multifuser Wood 64

#### H. T-BAR

- Wavewood BC
- Square Tile BC
- Unisquare BC
- Waveline BC

#### I. CLIP WOOD

- Wavewood BC
- Wavewood BC Diffuser
- Square Tile BC
- Unisquare BC
- Waveline BC

# A. Flexi Glue - Walls & Ceiling



## Required Apparatus:

- Vicoustic Panels (A)
- Vicoustic Flexi Glue
- 1 x Glue Gun

## Installation Instructions

Wall surfaces should be examined prior to installation, ensuring they are clean, smooth, and dry.

If you have unpainted gypsum board surfaces, these should be primed with a drywall primer (or another material manufactured especially for the purpose), to equalize the absorption between the gypsum board face paper, joint compound, and skin coating materials. You should then apply the paint, and allow air circulation in order to dry the paint within the time frame specified by the paint manufacturer. Please ensure the paint is dry before installing the acoustic panel.

Make sure the room has all the conditions necessary to receive the acoustic panels.

After you apply the glue on the back of each acoustic panel, please ensure you hold the acoustic panel on the wall the required time (mentioned below), and ensure it stays fixed in place.

## STEP 1

Apply Vicoustic Flexi Glue at the back of the acoustic panel, near the edges.



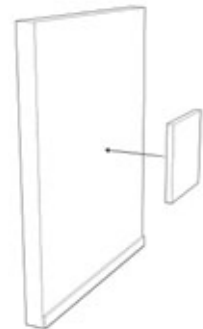
## STEP 2

Apply Vicoustic Flexi Glue in the centre of the acoustic panel like shown on the image above.



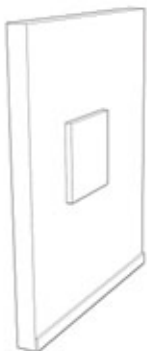
## STEP 3

Apply the acoustic panel on the ceiling/wall surface.



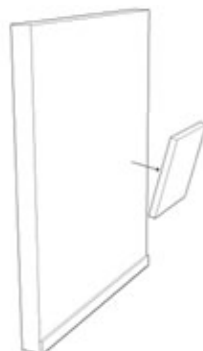
## STEP 4

Leave the acoustic panel glued on the surface for 15 seconds.



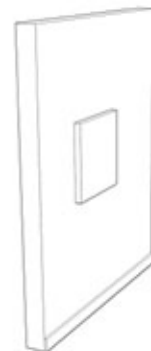
## STEP 5

Remove the acoustic panel slightly from the wall/ceiling surface (approximately 2 cm) during 15 seconds.



## STEP 6

Apply again the acoustic panel on the surface and hold for 1,5 minutes and ensure it stays fixed in place.



## B. Flexi Glue + Adhesive (Wall And Ceiling)



### Required Apparatus:

- Flexi Wave (1 and 1/2 Panel)
- Vicoustic Flexi Glue
- 3 x Flexi Wave Adhesives
- 1 x Glue Gun

### Installation Instructions

Wall surfaces should be examined prior to installation, ensuring they are clean, smooth, and dry.

If you have unpainted gypsum board surfaces, these should be primed with a drywall primer (or another material manufactured especially for the purpose), to equalize the absorption between the gypsum board face paper, joint compound, and skin coating materials. You should then apply the paint, and allow air circulation in order to dry the paint within the time frame specified by the paint manufacturer. Please ensure the paint is dry before installing the acoustic panel.

Make sure the room has all the conditions necessary to receive the acoustic panels.

After you apply the glue on the back of each acoustic panel, please ensure you hold the acoustic panel on the wall the required time (mentioned below), and ensure it stays fixed in place.

### STEP 1

Place the Flexi Wave Adhesives in the panel.  
Remove the plastic from one side of the adhesives.



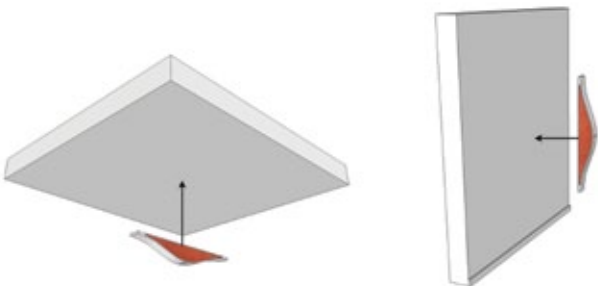
### STEP 2

Place Glue in the Adhesives holes and remove the upper plastic side.



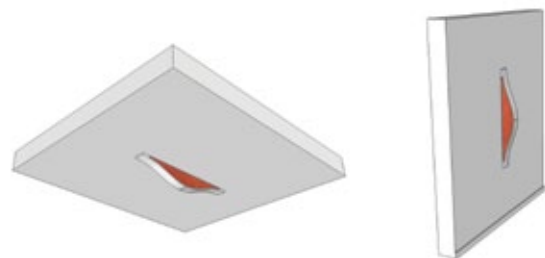
### STEP 3

Apply the acoustic panel on the Wall/Ceiling surface.




### STEP 4

Secure the panel glued on the surface for 10 seconds. The adhesives will sustain the panel until the glue grabs.



# C. Metallic System Wall - Ceiling Connection



## Required Apparatus:

- Super Bass Extreme (Panel)
- Vicoustic Flexi Glue
- 1 x Glue Gun
- 4 x SBE metal piece
- 8 x Screws
- 1 x Screwdriver

## Installation Instructions

Wall surfaces should be examined prior to installation, ensuring they are clean, smooth, and dry.

If you have unpainted gypsum board surfaces, these should be primed with a drywall primer (or another material manufactured especially for the purpose), to equalize the absorption between the gypsum board face paper, joint compound, and skin coating materials. You should then apply the paint, and allow air circulation in order to dry the paint within the time frame specified by the paint manufacturer. Please ensure the paint is dry before installing the acoustic panel.

Make sure the room has all the conditions necessary to receive the acoustic panels.

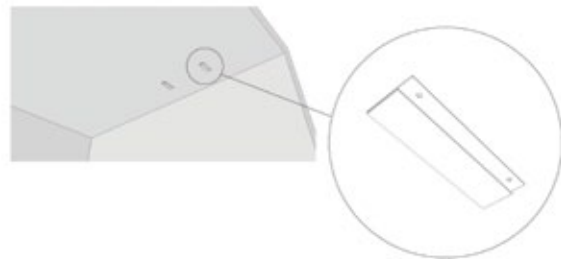
## STEP 1

Install the SBE metal pieces in the panel. Place glue in the back of the SBE metal pieces and place them as shown in the image below. Fix the 2 (two) screws in each SBE metal piece to assure a complete and secure fixation.



## STEP 2

Install the SBE metal pieces in the ceiling. Make sure you install the SBE metal pieces in the position you want the Super Bass Extreme to be fixed. Fix the 2 (two) screws in each SBE metal piece to assure a complete and secure fixation.



## STEP 3

Place glue in the surface that will land in the wall.



## STEP 4

Place the panel in the ceiling, sliding the SBE metal piece of the panel into the SBE metal piece in the ceiling. Slide the panel until it makes contact with the wall.



## STEP 5

Slide the panel until it makes contact with the wall. Make some pressure and wait 15s. Remove slightly the panel (about 2 cm), wait 15s and then place again waiting 1 minute. Ensure the product stays fixed and stable.



# D. Metallic System Wall



## Required Apparatus:

- Flexi Wave (1 and 1/2 Panel)
- 2 x Metallic pieces
- 4 x Screws
- 1 x Screwdriver

## Installation Instructions

Wall surfaces should be examined prior to installation, ensuring they are clean, smooth, and dry.

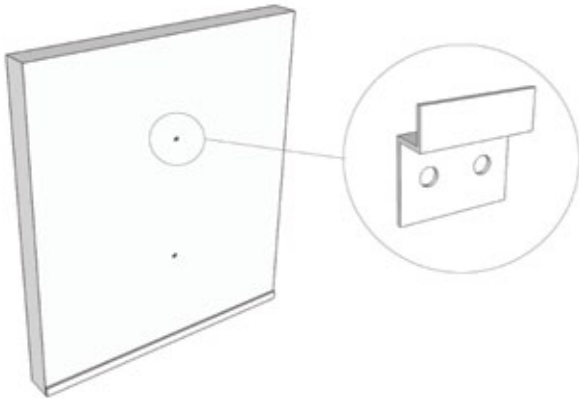
If you have unpainted gypsum board surfaces, these should be primed with a drywall primer (or another material manufactured especially for the purpose), to equalize the absorption between the gypsum board face paper, joint compound, and skin coating materials. You should then apply the paint, and allow air circulation in order to dry the paint within the time frame specified by the paint manufacturer. Please ensure the paint is dry before installing the acoustic panel.

Make sure the room has all the conditions necessary to receive the acoustic panels.

After you apply the glue on the back of each acoustic panel, please ensure you hold the acoustic panel on the wall the required time (mentioned below), and ensure it stays fixed in place.

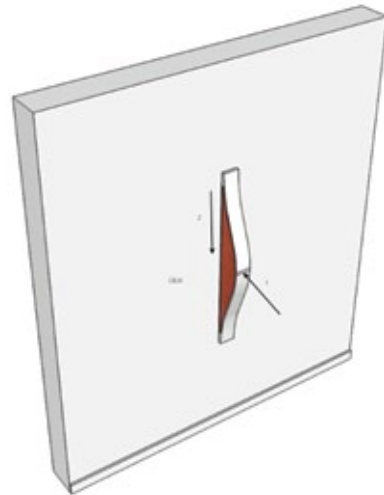
## STEP 1

Fix with screws the metallic pieces on the wall. They should be spaced vertically 960 mm from each other.



## STEP 2


Place the Flexi Wave matching the holes in the panel with the metallic pieces in the wall. Make some pressure against the panel and down in order to assure the complete fixation of the product.



## Note:

The horizontal installation follows exactly the same steps. The metallic pieces should be placed in the same direction but spaced 960 mm in the horizontal. The 1/2 Flexi Wave only uses one metallic piece. In the vertical and horizontal installation should be used glue in the other end to assure a more secure fixation.

# E. Metallic System Wall



## Installation Instructions

Please ensure the ceiling profiles are correctly assembled, and ready to receive the acoustic lamellas.

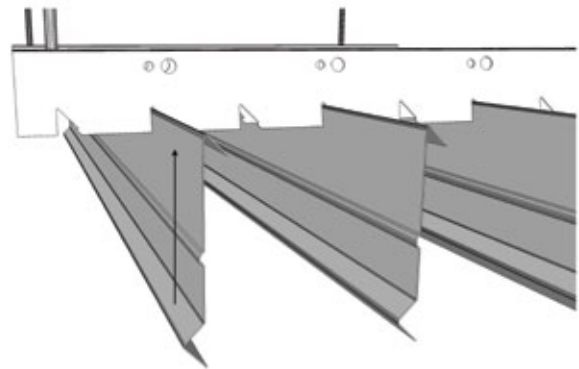
Make sure the room has all the conditions necessary to receive the acoustic lamellas.

## Required Apparatus:

- VDA Plain (lamellas)
- Support profile (Threaded Rods) (Fixation Elements)

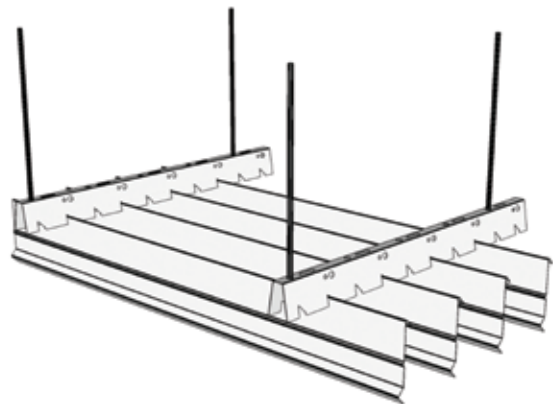
## STEP 1

Press the VDA Plain lamellas against the grooves of the support profile until they exceed the recess and seat firmly. The VDA Plain lamellas should be placed with the desired spacing, in multiples of 50 mm.



## STEP 2

Proceed with clipping the remaining lamellas.





# F. Visuspention



## Required Apparatus:

- Suspended Baffle (Panel)
- Vicoustic Flexi Glue or Magnet
- 1 x Glue Gun
- 1 x Visuspention: ( Metallic "U", Steel Cable, Metal Slug)
- 1 x Screw
- 1 x Nut

## Installation Instructions

Wall surfaces should be examined prior to installation, ensuring they are clean, smooth, and dry.


If you have unpainted gypsum board surfaces, these should be primed with a drywall primer (or another material manufactured especially for the purpose), to equalize the absorption between the gypsum board face paper, joint compound, and skin coating materials. You should then apply the paint, and allow air circulation in order to dry the paint within the time frame specified by the paint manufacturer. Please ensure the paint is dry before installing the acoustic panel.

Make sure the room has all the conditions necessary to receive the acoustic panels.

After you apply the glue on the back of each acoustic panel, please ensure you hold the acoustic panel on the wall the required time (mentioned below), and ensure it stays fixed in place.

## STEP 1

Fix the Visuspention "U" to the panel. Using the panel holes place the metallic "U", embracing the panel, and place the screw through the holes (Face 1). On the opposite side (Face 2) twist the nut to clamp the system. Install at least two pieces in each panel, assuring symmetry for good balance.



## STEP 2

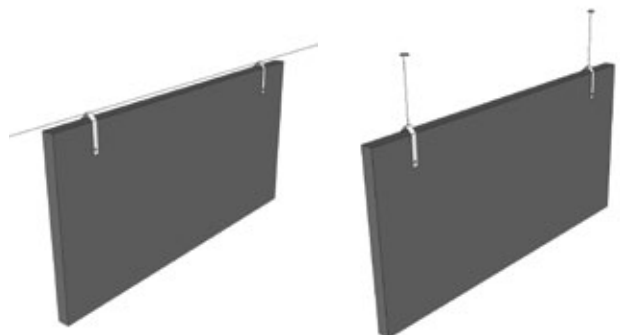
Tie one end of the steel cable to the metallic "U" and the other to the metal slug. The metal slug will then be fixed to the ceiling using glue or an magnet.

In alternative the metal slug can be dismissed if do you intend to install the panels in pre installed cables. See picture above to understand the installation process.

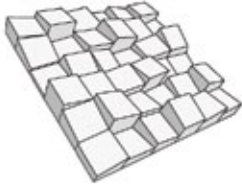


## STEP 3

Install all the panels following the instructions above and respecting the correct distances as planned between the panels.



# G. Wood System Wall



## Required Apparatus:

- Vicoustic Panels
- Vicoustic Flexi Glue
- 1 x Glue Gun
- 8 x Screws
- Drill
- Bubble level tool
- 4x wooden hinges
- 8 x Bushings
- Pencil

## Installation Instructions

Wall surfaces should be examined prior to installation, ensuring they are clean, smooth, and dry.

If you have unpainted gypsum board surfaces, these should be primed with a drywall primer (or another material manufactured especially for the purpose), to equalize the absorption between the gypsum board face paper, joint compound, and skin coating materials. You should then apply the paint, and allow air circulation in order to dry the paint within the time frame specified by the paint manufacturer. Please ensure the paint is dry before installing the acoustic panel.

Make sure the room has all the conditions necessary to receive the acoustic panels.

After you apply the glue on the back of each acoustic panel, please ensure you hold the acoustic panel on the wall the required time (mentioned below), and ensure it stays fixed in place.

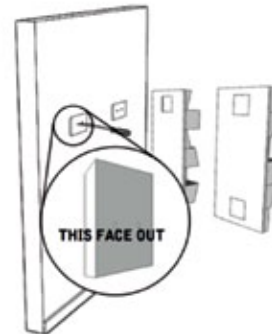
## STEP 1

Drill 8 holes on the wall and install 8 bushings. We recommend doing a prior marking of the screw locations, using our scheme with a bubble level help.



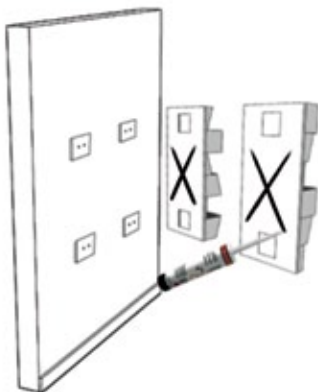
## STEP 2

Screw the 4 wooden hinges to the wall.



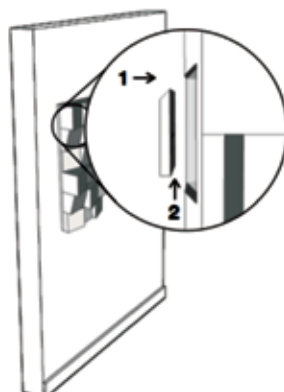
## STEP 3

Apply the Vicoustic's Glue to the back of the acoustic panel.



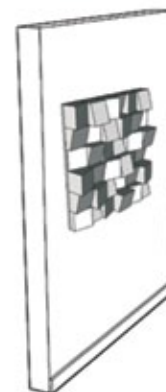
## STEP 4

Hook the acoustic panel on to the wooden hinge on the wall.



## STEP 5

Hold for 1 minute and ensure it stays fixed in place.



# H. T-Bar



## Installation Instructions

Please ensure the ceiling profiles are correctly assembled, and ready to receive the acoustic panels.

Make sure the room has all the conditions necessary to receive the acoustic panels.

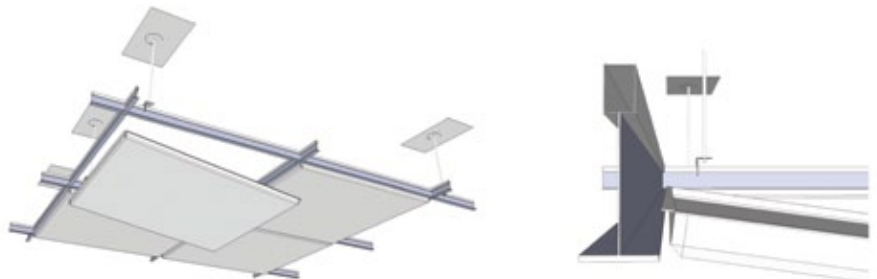
Our Acoustic panels are 595mm x 595mm, fitting perfectly in most common false ceilings.

## Required Apparatus:

Vicoustic Panel  
(Standard metallic T-frame structure)

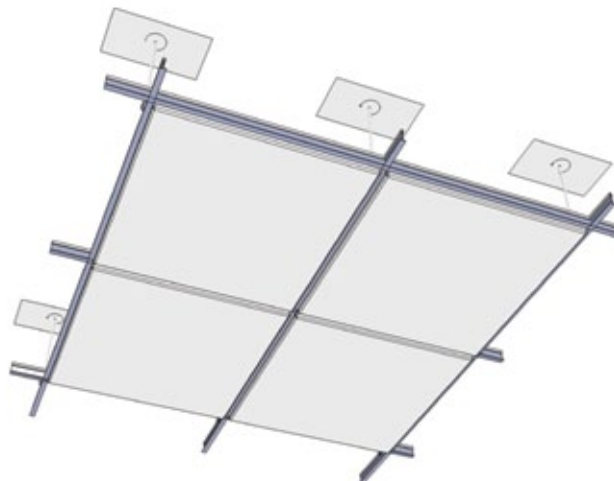
## STEP 1

The panels should be placed in the spaces between the profiles. To mount the panels, slide them at an angle and rest them on the T shaped structure, as shown in the detailed view above.



## STEP 2

Proceed with placing the remaining panels.



# I. Clip Wood



## Installation Instructions

Please ensure the ceiling profiles are correctly assembled, and ready to receive the acoustic panels.

Make sure the room has all the conditions necessary to receive the acoustic panels.

Our Acoustic panels are 600mm x 600mm, fitting perfectly in most common false ceilings.

## Required Apparatus:

- Vicoustic Panel
- Metal gutters (2 by each panel)
- (Standard metallic clip-in structure)

## STEP 1

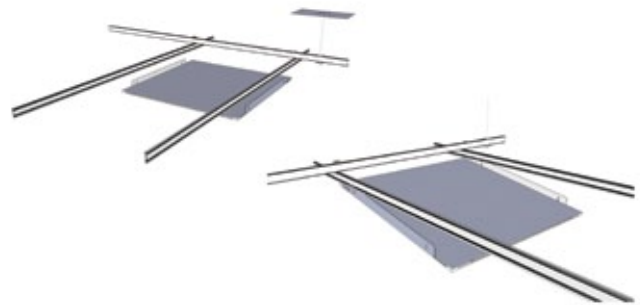
The Vicoustic Panel has one slot along each side. Fit one metal gutter in each opposite slot of the Vicoustic Panel, by pressing it against the slot until it stays secure.



## STEP 2

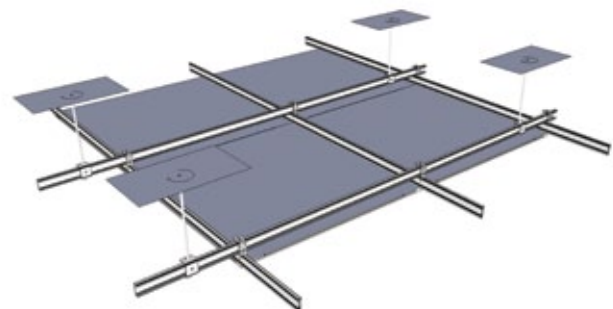
To fit the Vicoustic panels in the false ceiling they should be placed so that the metal gutters are aligned with the spring profiles. Press the panel's gutters against the spring profiles so that the panel clips in.

Tip: Fit one end of the panel at a time, as shown in the detailed view.



## STEP 3

Proceed with clipping the remaining panels.




4.

## Portfolio

From churches to gyms passing through hi-fi Rooms, this is a small portfolio of some of the diverse applications of the Vicoustic Panels. More than a concern for the acoustic performance of the panels, the Vicoustic always have in mind an attractive visual result that integrates in any type of space



















*Vicoustic Sounds Better*












*Vicoustic Sounds Better*











bcdzeng

Vicoustic | [www.vicoustic.com](http://www.vicoustic.com)

Vicoustic UK | [www.vicoustic.co.uk](http://www.vicoustic.co.uk)

Vicoustic Sweden | [www.vicoustic.se](http://www.vicoustic.se)

Vicoustic Denmark | [www.vicoustic.dk](http://www.vicoustic.dk)

Vicoustic Academy | [www.vicousticacademy.com](http://www.vicousticacademy.com)

Vicoustic North America | [www.vicousticna.com](http://www.vicousticna.com)

Vicoustic Norway | [www.vicoustic.no](http://www.vicoustic.no)

Vicoustic Germany | [www.vicoustic.de](http://www.vicoustic.de)

Office 📍 Rua Quinta do Bom Retiro Nº16, Armazém 9 . 2820-690 Charneca da Caparica . Portugal ☎ +351 212 964 100 📠 +351 212 964 101

R&D and Logistics Facility 📍 Avenida do Polo 3, Nº159 . 4590-137 Carvalhosa, Paços de Ferreira . Portugal ☎ +351 917 851 019

